



**GALANTAS GOLD CORPORATION**

**Management's Discussion and Analysis**

**Three and nine Months Ended**

**September 30, 2022**

**GALANTAS GOLD CORPORATION**  
**MANAGEMENT’S DISCUSSION AND ANALYSIS**  
**Three and Nine Months Ended September 30, 2022**

**Introduction**

This Management Discussion and Analysis (“MD&A”), dated November 29, 2022 provides a review of the financial position and the results of operations of Galantas Gold Corporation (“Galantas” or the “Company”) and constitutes management review of the factors that affected the Company’s financial and operating performance for the three and six months ended September 30, 2022. This MD&A has been prepared in compliance with the requirements of National Instrument 51-102 – Continuous Disclosure Obligations. The review is provided to enable the reader to assess the significant changes in the financial condition of the Company as at and for the three months ended September 30, 2022. This MD&A should be read in conjunction with the unaudited consolidated financial statements of the Company for the three and six months ended September 30, 2022 together with the notes thereto. The Company’s consolidated financial statements and the financial information reported in this MD&A have been prepared in accordance with International Financial Reporting Standards (“IFRS”) as issued by the International Accounting Standards Board (“IASB”) and interpretations issued by the IFRS Interpretations Committee (“IFRIC”). All amounts presented are stated in Canadian dollars, unless otherwise indicated. Information contained herein is presented as of September 30, 2022 unless otherwise indicated.

For the purposes of preparing this MD&A, management, in conjunction with the Board of Directors, considers the materiality of information. Information is considered material if: (i) such information results in, or would reasonably be expected to result in, a significant change in the market price or value of Galantas’s common shares; or (ii) there is a substantial likelihood that a reasonable investor would consider it important in making an investment decision; or (iii) it would significantly alter the total mix of information available to investors. Management, in conjunction with the Board of Directors, evaluates materiality with reference to all relevant circumstances, including potential market sensitivity. Additional information about the Company is available on SEDAR at [www.sedar.com](http://www.sedar.com) or at the Company’s website [www.galantas.com](http://www.galantas.com).

**Cautionary Note Regarding Forward-Looking Information**

This MD&A contains certain forward-looking information and forward-looking statements, as defined in applicable securities laws (collectively referred to herein as “forward-looking statements”). These statements relate to future events or the Company’s future performance. All statements other than statements of historical fact are forward-looking statements. Often, but not always, forward-looking statements can be identified by the use of words such as “plans”, “expects”, “is expected”, “budget”, “scheduled”, “estimates”, “continues”, “forecasts”, “projects”, “predicts”, “intends”, “anticipates” or “believes”, or variations of, or the negatives of, such words and phrases, or state that certain actions, events or results “may”, “could”, “would”, “should”, “might” or “will” be taken, occur or be achieved. Forward-looking statements involve known and unknown risks, uncertainties and other factors that may cause actual results to differ materially from those anticipated in such forward-looking statements. The forward-looking statements in this MD&A speak only as of the date of this MD&A or as of the date specified in such statement. The following table outlines certain significant forward-looking statements contained in this MD&A and provides the material assumptions used to develop such forward-looking statements and material risk factors that could cause actual results to differ materially from the forward looking statements.

Forward-looking information	Assumptions	Risk factors
<p>Potential of the Company's properties to contain economic deposits of base metals and other metals.</p>	<p>Financing will be available for future exploration and development and operation of the Company's properties; the actual results of the Company's exploration activities will be favourable; operating and exploration costs will not exceed the Company's expectations; the Company will be able to retain and attract skilled staff; all requisite regulatory and governmental approvals for exploration projects and other operations will be received on a timely basis upon terms acceptable to the Company, and applicable political and economic conditions will be favourable to the Company; the price of applicable metals and applicable interest and exchange rates will be favourable to the Company; no title disputes exist with respect to the Company's properties</p>	<p>Metal price volatility; uncertainties involved in interpreting geological data and retaining title to acquired properties; the possibility that future exploration results will not be consistent with the Company's expectations; availability of financing for future exploration and development of the Company's properties; increases in costs; environmental compliance and changes in environmental and other local legislation and regulation; interest rate and exchange rate fluctuations; changes in economic and political conditions; the Company's ability to retain and attract skilled staff.</p>
<p>The Company's ability to meet its working capital needs at the current level for the year ending September 30, 2023.</p>	<p>The operating and exploration activities of the Company for the year ending September 30, 2023 and the costs associated therewith, will be dependent on raising sufficient additional capital consistent with the Company's current expectations; debt and equity markets, exchange and interest rates and other applicable economic conditions will be favourable to the Company.</p>	<p>Adverse changes in debt and equity markets; timing and availability of external financing on acceptable terms; increases in costs; environmental compliance and changes in environmental and other local legislation and regulation; interest rate and exchange rate fluctuations; changes in economic conditions.</p>

<p>Management's outlook regarding future trends.</p>	<p>Financing will be available for the Company's exploration, development and operating activities; the price of applicable metals, interest rates and exchange rates will be favourable to the Company.</p>	<p>Metal price volatility; changes in debt and equity markets; interest rate and exchange rate fluctuations; changes in economic and political conditions.</p>
<p>Asset values for the quarter ended September 30, 2022.</p>	<p>Management's belief that no write-down is required for its property and equipment resulting from continuing efforts to raise capital (debt or equity, or a combination of both) to implement planned work programs on the Company's projects.</p>	<p>If the Company does not obtain equity or debt financing on terms favorable to the Company or at all, a decline in asset values that could be deemed to be other than temporary, may result in impairment losses.</p>
<p>Sensitivity analysis of financial instruments.</p>	<p>The Company has an interest rate risk on its G&amp;F Phelps Ltd. and Ocean Partners UK Ltd. loans. The Company has no significant deposit interest rate risk due to low interest rates on its cash balances.</p>	<p>Changes in debt and equity markets; interest rate and exchange rate fluctuations.</p>
<p>Prices and price volatility for metals.</p>	<p>The price of metals will be favourable; debt and equity markets, interest and exchange rates and other economic factors which may impact the price of metals will be favourable to the Company.</p>	<p>Changes in debt and equity markets and the spot prices of metals; interest rate and exchange rate fluctuations; changes in economic and political conditions.</p>

Inherent in forward-looking statements are risks, uncertainties, and other factors beyond Galantas's ability to predict or control. Please also make reference to those risk factors referenced in the "Risks and Uncertainties" section below. Readers are cautioned that the above chart does not contain an exhaustive list of the factors or assumptions that may affect the forward-looking statements, and that the assumptions underlying such statements may prove to be incorrect. Actual results and developments are likely to differ, and may differ materially, from those expressed or implied by the forward-looking statements contained in this MD&A.

Forward-looking statements involve known and unknown risks, uncertainties and other factors that may cause Galantas' actual results, performance or achievements to be materially different from any of its future results, performance or achievements expressed or implied by forward-looking statements. All forward-looking statements herein are qualified by this cautionary statement. Accordingly, readers should not place undue reliance on forward-looking statements. The Company undertakes no obligation to update publicly or otherwise revise any forward-looking statements whether as a result of new information or future events or otherwise, except as may be required by law. If the Company does update one or more forward-looking statements, no inference should be drawn that it will make additional updates with respect to those or other forward-looking statements, unless required by law.

## **Date of MD&A**

This MD&A was prepared on November 29, 2022.

## **Overview – Strategy - Description of Business**

Galantas Gold Corporation has been a producing mineral resource issuer and the first to acquire planning consent to mine gold in Northern Ireland. Cavanacaw Corporation, a wholly owned subsidiary of Galantas, owns all of the shares of the Northern Ireland companies – Flintridge Resources Limited, Omagh Minerals Limited and Galantas Irish Gold Limited. During 2014 Cavanacaw acquired Flintridge Resources Limited, a dormant company, and following a strategic review of its business, certain assets owned by Omagh Minerals were acquired by Flintridge.

Mining at the Omagh mine had been conducted by open pit methods up to the suspension of production in 2013. The mine produced a flotation concentrate and was shipped to a smelter under an off-take agreement. The Company's strategy to increase shareholder value has been to:

- With the additional funding, continue the expanded exploration programme and the further development of its underground mine;
- Recommence production at the mine and processing plant;
- Continue to explore and develop extensions to the Kearney, Joshua and nearby known veins so as to expand resources and increase gold production in stages;
- Explore the Company's prospecting licences, focusing on the more than 60 gold targets identified to date; these targets are the subject of further evaluation to rank and prioritise the more prospective targets.

Underground development of a decline tunnel, located at the base of the existing open pit, commenced in 2017. The underground gold mine at Omagh commenced limited production of gold concentrate, from feed produced in development of the Kearney vein in 2018. The processing plant uses a non-toxic flotation process to produce concentrates, without the use of cyanide or mercury. It satisfies strict environmental monitoring criteria set by the Northern Ireland regulatory authorities. The decline tunnel is planned to be extended in depth to provide access to lower levels of in vein development which will form the development necessary to block off production stopes.

During the fourth quarter of 2019 Galantas announced a temporary suspension of blasting operations at the Omagh gold mine (see press release dated October 29, 2019). Certain underground work continued in the first quarter of 2020 but full ore production was suspended until finance was available to expand the underground operation (see press release dated May 12, 2020). Specialist safety training continued to ensure a restart is not impaired.

During the first quarter of 2021, Galantas announced that a formal agreement regarding blasting had been reached with the Police Service of Northern Ireland (PSNI). Galantas also announced during this quarter that limited blasting underground had re-commenced. (See Press Releases dated February 3<sup>rd</sup> and March 12<sup>th</sup>, 2021).

During the second quarter of 2021, Galantas closed a Private Placement of C\$8M to increase gold production and accelerate exploration expansion. The company appointed a new CEO, Mario Stifano and COO, Brendan Morris, both of whom have extensive experience in the mining industry. Galantas also announced the commencement of a new Exploration Drilling programme comprising 4,000 metres of diamond drilling proximal to the mine site.

### Mineral Resources

During 2008, ACA Howe International Ltd prepared an updated estimate of mineral resources for the Omagh mine. The report, entitled Technical Report on the Omagh Gold Project was dated 28<sup>th</sup> May 2008 and published on [www.sedar.com](http://www.sedar.com) and [www.galantas.com](http://www.galantas.com). In September 2012 ACA Howe International Ltd (Howe UK) completed an updated Mineral Resource Estimate together with a Preliminary Economic Assessment. This report, which was based on drilling results and analyses received to September 2012, identified all resources discovered at that date. The Company subsequently filed the complete Technical Report and Preliminary Economic Assessment on SEDAR in August 2012. An updated resource estimate was prepared by the Company during the second quarter of 2013 based on drilling results received to May 2013. There was a 50% increase in resources classified as measured and indicated and a 28% increase in resources classified as inferred, when compared to the resource estimate prepared in 2012. The Company subsequently updated the 2013 resource estimate to incorporate results from later drill holes not previously included and also finalised a revised NI 43-101 report.

Galantas reported the revised updated estimate of gold resources together with a Preliminary Economic Assessment (PEA) update during the third quarter of 2014 (see press release dated July 28, 2014). The revised estimate of resources is in compliance with the Pan European Reporting Code (PERC), Canadian Institute of Mining, Metallurgy and Petroleum (CIM) standards. Overall, there has been a 19% increase in resources since the Galantas September 2013 Resource Report and a 60% increase in resources since the July 2012 Resource Report by ACA Howe International Ltd. The increases since 2012 largely relate to the Kearney and Joshua veins, since this is where the drilling program has been concentrated. The drilling program was mainly designed to focus on increasing the quantity of Measured and Indicated resources on these two veins, to support potential funding opportunities for the financing of production. The Company also filed the complete updated Technical Report on SEDAR as required by NI 43-101 in September 2014.

The drilling programme, which was suspended in 2013 pending the availability of cash for future exploration, recommenced in September 2015 to target the Joshua vein at depth. In total, 3,602 metres were drilled by March 2016.

In July 2019 Galantas announced that underground development northwards on the 1072 level had discovered mineralisation outside of the resource model and was continuing to explore an extension to the resource model.

During the first quarter of 2020 an exploration report was prepared, detailing the underground geological observations and interpretations (see Press Release 6<sup>th</sup> May 2020).

All fieldwork was suspended in March due to the COVID-19 pandemic. Exploration was scaled down for much of the rest of the year; however, geologists were able to complete the OM4 fieldwork programme during August 2020.

Galantas announced the commencement of a new Exploration Drilling programme comprising 4,000 metres of diamond drilling within the mine site in July 2021. The main aims of the programme were to upgrade the current resource and to target potential dilation zones. Drilling from surface focussed on the Joshua Vein; in September a second rig was brought to site to begin underground drilling of the Kearney Vein system. The surface programme concluded in November, underground exploration drilling is still in progress. The results from initial holes completed before the end of 2021 are summarised in the Table below and include significant intersections on both the Kearney and Joshua Veins e.g. 26.7 grams per tonne (g/t) gold (Au), 88.2 g/t silver (Ag) and 3.5% lead (Pb) over 2.9 metres of core (Kearney, November 24, 2021 release) and 10.1 g/t Au, 93.5 g/t Ag and 3.4% Pb over 6.5 m core (Joshua, December 13, 2021 release).

Hole ID	Vein Target	Intersect (m) (downhole)	Est. true width (m)	Intersect vertical depth (m)	Gold (g/t)	Silver (g/t)	Lead (%)	Core loss (%)
<b>FR-DD-21-UG-172</b>	Kearney	1.6	0.5	117	4.1	17.9	0.9	1.9
<b>and</b>		2.8	1.0	121	10.4	50.5	2.4	8
<b>FR-DD-21-171</b>	Joshua	0.5	0.3	35	4	10.3	0.6	0
<b>and</b>		6.5	4.3	73	10.1	93.5	3.4	12
<b>FR-DD-21-UG-170</b>	Kearney	2.9	1.6	134	26.7	88.2	3.5	0
<b>including</b>		0.9	0.5		79.5	281.4	10.6	
<b>and</b>		1.8	1.0	152	5.8	14.2	0.2	0
<b>FR-DD-21-169</b>	Joshua - No significant mineralization							
<b>FR-DD-21-UG-168</b>	Kearney	2.5	1.2	136.5	17.7	50.9	4.6	8.7
<b>including</b>		0.8	0.4		30.5	60.8	4.4	11.4
<b>and</b>		1.5	0.7	176.3	10.8	23.6	3.3	0
<b>FR-DD-21-167</b>	Joshua - No significant mineralization							
<b>FR-DD-21-166</b>	Joshua	0.9	0.6	88	5.3	35.5	0	0
<b>FR-DD-21-165</b>	Joshua	1.1	0.3	104	2.4	6.2	0	0
<b>and</b>		0.9	0.3	107	1.4	13.2	0	0
<b>FR-DD-21-164</b>	Joshua	2.7	1.8	38	7.7	24.3	0.6	3.8

Summary of drill results reported before the end of 2021

Further information is detailed in the Exploration Section.

### Mining Project

The project embraced an open pit mine which supplied ore to a crushing-grinding-froth flotation plant. The plant was commissioned in 2007 and designed to produce a gold and silver rich sulphide flotation concentrate for sale to a commercial smelter. In early 2013 there was a shift in operations from mining and processing ore from open pits to operating from lower grade stock already mined which impacted negatively on production levels. Later in 2013 the processing of low-grade ore was suspended awaiting planning consent for an underground operation. The underground mine utilizes the same processing methods and is the first underground gold mine, of any scale, in Ireland. The strategy is to establish the underground mine and look for further expansion of gold resources on the property, which has many undrilled targets.

The granting of planning consent during the second quarter of 2015 for an underground operation at the Omagh site permits the continuation and expansion of gold mining. This planning consent was appealed by a third party in a judicial review hearing which commenced in September 2016 and was then adjourned to and completed in February 2017. Judgement was received in September 2017 whereby the third party's

request for the quashing of the planning consent was denied. However, in November 2017, Galantas received notice of an application by the third party to the Court of Appeal in relation to the positive judicial review judgment. This appeal was completed in February 2018. During the fourth quarter of 2018 the Company announced that the Court of Appeal delivered its judgement in regard to the appeal against the positive judicial review judgement in favour of the Company. The Court has determined that the appeal has failed and thus the planning consent was confirmed. Galantas had earlier been advised that its consents continue to remain valid, at least until judgement and thereafter subject to the judgement.

Galantas announced in December 2016 that it would commence the first phase of underground development and re-start concentrate shipments at its Omagh mine. Underground development of a decline tunnel, located at the base of the existing open pit, commenced in the first quarter 2017. After overcoming initial difficulties, tunnelling continued through 2017 and 2018 with the north / south Kearney vein being intersected in June 2018 as planned. During the third quarter of 2018 limited feed was provided to the mill resulting in the commencement of limited production of gold concentrate from feed produced in the development of the Kearney vein. During 2019 the decline tunnel continued to be extended in depth to provide access to lower levels of in vein development which will form the development necessary to demarcate production panels. As additional lower levels are developed on-vein, there is expected to be an enhanced supply of mill feed. Further increases in mill supply are expected when stoping commences. The phased development arrangement, in terms of mine access dimensions, is expected to allow for rapid expansion of production as additional capital becomes available. By the end of 2019, the main Kearney vein has been exposed on four levels with a fifth level at the point of intersection.

During the fourth quarter of 2019 Galantas announced a temporary suspension of blasting operations at its Omagh gold mine (see press release dated October 29, 2019). Certain underground work has continued since the first quarter of 2020, but ore production is suspended until finance is available to expand the underground operation (see press release dated May 12, 2020). Specialist safety training of key personnel continues to ensure a restart is not impaired in regard to safety matters. The processing plant continued to operate on a limited basis with feedstock for the plant being from low grade stock and recently announced (November 9<sup>th</sup> 2020) an increase in processing operations.

During the first quarter of 2021, Galantas announced that a formal agreement regarding blasting had been reached with the Police Service of Northern Ireland (PSNI). Galantas also announced during this quarter that limited blasting underground had re-commenced. (See Press Releases dated February 3<sup>rd</sup> and March 12<sup>th</sup>, 2021).

On April 16, 2021, the Company provided an operational update for the operating mine. Underground blasting (as reported March 12, 2021) continued with mining on a single shift basis. As expected, development of the Kearney vein has produced a feed of higher gold grade for the processing plant than the existing feed, which comes from low grade stock.

On January 10, 2022, the Company provided a corporate update on development progress and production guidance for the operating mine.

#### 2021 Project Highlights:

- A total of 2,200 metres of underground mine development have been completed to date, with rehabilitation of early mine workings ongoing.
- Upgrading work on mine electrical reticulation commenced in 2021. Additional fans and pumps have arrived on site and are being installed.
- Refurbishment and procurement of major equipment is now complete.



- Development of a secondary egress has commenced.
- The process plant is being prepared for installation of new equipment.
- Laboratory testing equipment has been procured, with partial commissioning completed in 2021.
- Key operational team members have been recruited to fill safety, mining, milling, and technical services roles. Key positions of the operational management team are now in place with ongoing recruitment of mining and processing employees to meet operational targets.
- Underground drilling at the Kearney Vein and surface drilling at the Joshua Vein have commenced for resource expansion and mine planning.
- The Company engaged JDS Energy & Mining Inc. for mine planning.

On April 27, 2022, Galantas provided an update on the Company's progress to commence production at the Omagh Project in Northern Ireland.

The Company has made significant progress in rehabilitating the underground workings, refurbishing and acquiring critical mining equipment, and installation of electrical, water and ventilation systems.

As Galantas has faced a tight labour market for experienced underground miners, the Company has focused on hiring and training local trainee miners. The UK government has now granted Galantas a Visa Licence, which will allow the Company to recruit eligible people who satisfy the labour entry requirements from outside the UK and Ireland.

The Company has delayed completion of the secondary egress and installation of the manway, which is a prerequisite for the start of production, to mid-May 2022 to enable safe rehabilitation of the ramp access and ore headings at the 1048 level. The Company has now resolved these geotechnical matters and hired an experienced contract driller to assist with the start-up of production, and expects to recommence development drilling and blasting in the first half of May. The Company now expects to begin production stoping mid to late June.

By July, the secondary egress raise was completed and commissioned and the first stope was opened and subsequently backfilled in Block 1 between the 1060 and 1072 levels. A second stoping block is now also being mined between 1072 and 1084 levels on the north end. The ramp below 1048 level has been restarted and will be driven to the 1036 level and then to lower levels,

Development drives on 1048 and 1060 levels are being mined on parallel lenses along strike. The company is currently evaluating options with a contractor to expedite the development to the Joshua vein to enable increased production from multiple working areas, which will bring significant benefit in late 2023 and onwards.

Training of local recruits in the mine continues with experienced trainers providing practical and classroom customised training, which is accredited through the Minerals Products Qualification Council (MPQC).

Mario Stifano, CEO of Galantas, commented: "Our team has made significant progress to recommence production at Galantas. The decision to delay the completion of the secondary egress prior to commencement of production by approximately six weeks is part of our commitment to best mining and operational practices for the long-term success of the Omagh Project and mining in Northern Ireland. The Company is working with experienced mining contractor QME to develop engineering plans to accelerate

development to the Joshua Vein by 12 months, which will enable Galantas to mine from multiple headings and veins to provide greater operational flexibility with an expected positive impact on 2023 production while also providing drilling platforms to drill both Joshua and Kearney veins from underground.”

On July 5, 2022, Galantas provided an update on the Company’s progress to commence production at the Omagh Project in Northern Ireland.

Longhole drilling has commenced in the first series of stopes, marking the start of the production process. Installation of the secondary egress from the 1,096 to 1,052 level is in the final stage of completion and is expected to be commissioned in approximately two weeks followed by the blasting of the stopes. The mine has a series of five stopes which will be mined in the first block, using the longhole open-stoping method, with cemented rockfill as the method of backfill. The stopes will be mined between the 1,072 and 1,060 levels on the Kearney Vein.

The first series of accredited training courses through the Mineral Products Qualification Council (MPQC) has been completed and a group of miners from the project have received their certificates. This training meets with the requirement by the Health and Safety Executive for Northern Ireland (HSENI) to implement a formalized training course in all mines. Training course accreditations include shotfiring, jumbo drilling, operation of load-haul-dump (LHD) equipment, truck driving, services installation and shotcreting.

On September 15, 2022, Galantas announced that its subsidiary Flintridge Resources Limited has appointed QME Limited of Navan, Ireland, as a mining contractor to develop the access and exploration drives to the Joshua Vein at its Omagh Gold Project in Northern Ireland.

QME’s project scope comprises a total of 600 metres of underground development and is expected to commence in January 2023. Development to an exploration drive is expected to be completed by May 2023, followed by access drives to two mining levels at the Joshua Vein in Q3 2023.

QME was founded in 1985 and is an experienced mining services provider engaged in mine development and the supply of new and re-manufactured equipment for underground and open pit use. QME is currently engaged in mining contracts in Ireland and Portugal and has prior experience in mining projects in the Republic of Ireland, Northern Ireland and Scotland. Current and past clients include Tara Mines, Dalradian Gold, Lundin Mining and Barrick Gold.

### Gold Jewellery Business

During 2014 Galantas restructured its jewellery operations which involved the transfer to Flintridge Resources Limited of the trade formerly carried out by Galantas Irish Gold. Later in 2014 Galantas entered into an agreement with TJH Ltd of Dublin, Ireland for the production, marketing, and sale of a range of jewellery products, using Irish gold from the Omagh mine. The agreement has resulted in Irish gold from the Omagh Mine, being sold to TJH Ltd. The Irish gold is sold at a premium and with a reserved percentage of wholesale sales. The Irish gold so far supplied was drawn from available stocks. There is not currently any gold being sold to TJH from the mine.

### Management and Staff

Overall management is exercised by one Executive Director, the Chief Executive Officer, along with two senior officers, the Chief Financial Officer, and the Chief Operating Officer, who is in charge of day to day operations in Omagh where the mine, plant, exploration and administration employ 55 personnel as of November 29, 2022.

## Key Performance Driver

The key performance driver is the achievement of production and cash flow from profitably mining the deposits at Omagh.

## **Overview of Quarter 3, 2022**

Galantas incurred a net loss of \$ 1,555,824 for the quarter ended September 30, 2022 compared with a net loss of \$ 1,173,276 for the quarter ended September 30, 2021. The main reasons for the difference between the quarters was a decrease in the accretion and loan interest costs, a decrease in the value attributed to the stock based compensation and a one-off increase in management and administration wages during the quarter.

The Company had cash balances on September 30, 2022 of \$ 3,567,196 compared to \$ 1,069,751 on December 31, 2021. The working capital deficit on September 30, 2022 amounted to \$ 1,147,143 which compared with a working capital deficit of \$ 1,095,882 on December 31, 2021.

During the second quarter of 2021 the company reported that confirmation had been received from the PSNI, regarding their satisfaction of certain secure storage and handling protocols required for an increase in blasting to a commercial level subject to financial matters being agreed. These financial matters have now been mutually agreed and the company reported on February 3, 2021 that a formal agreement had been reached with the PSNI. Specialist safety training of key personnel continued to ensure a restart was not impaired in regard to safety matters and the Company reported on March 12, 2021 that underground blasting had re-commenced on a limited basis.

## **Review of Financial Results**

### **Quarter Ended September 30, 2022**

The net loss for the quarter ended September 30, 2022 amounted to \$ 1,555,824 compared to a net loss of \$ 1,173,276 for the quarter ended September 30, 2021 as summarized below.

	<b>Quarter Ended September 30, 2022 \$</b>	<b>Quarter Ended September 30, 2021 \$</b>
<b>Revenues</b>	<b>0</b>	<b>0</b>
Production related costs	(86,442)	(74,462)
Inventory movement	0	0
<b>Cost and expenses of operations</b>	<b>(86,442)</b>	<b>(74,462)</b>
<b>(Loss) Income before the undernoted</b>	<b>(86,442)</b>	<b>(74,462)</b>
Depreciation	(196,178)	(89,151)
General administrative expenses	(1,179,927)	(914,174)
Foreign exchange (loss)	(93,277)	(102,648)
Gain on Disposal of PPE		7,159
<b>Net (Loss) for the Quarter</b>	<b>\$ (1,555,824)</b>	<b>\$ (1,173,276)</b>

Sales revenues for the quarter ended September 30, 2022 amounted to \$ Nil compared to revenues of \$Nil for quarter ended September 30, 2021 as sales revenues continue to be capitalised. For Q3 2022, concentrate sales provisional revenues totalled US\$ 183,000 compared to US \$ 329,000 for Q3 2021. However, until the mine commences commercial production, the net proceeds from concentrate sales are being offset against development assets.

Cost and expenses of operations include production related costs at the mine and inventory movements and totalled \$ 86,442 for the quarter ended September 30, 2022 compared to \$ 74,462 for the quarter ended September 30, 2021. Production related costs for the quarter ended September 30, 2022 amounted to \$ 86,442 compared to \$ 74,462 for the quarter ended September 30, 2021 and were incurred mainly in connection with ongoing care, maintenance and restoration costs at the mine site. There was no inventory movement for either the quarter ended September 30, 2022 or September 30, 2021.

This has resulted in a net operating loss of \$ 86,442 before depreciation, general administrative expenses and foreign exchange loss for quarter ended September 30, 2022 compared to net operating loss of \$ 74,462 for the quarter ended September 30, 2021.

Depreciation of property, plant and equipment excluding mine development assets during the quarter ended September 30, 2022 totalled \$ 196,178 which compared with \$ 89,151 for the quarter ended September 30, 2021. The increase results from the purchase of additional mobile mining equipment in 2021 in preparation for the commencement of stoping in 2022. There was no depreciation of mine development assets during both periods. Depreciation of mine development assets will commence when the mine reaches commercial production.

General administrative expenses for the quarter ended September 30, 2022 amounted to \$ 1,179,927 compared to \$ 914,174 for the quarter ended September 30, 2021. General administrative expenses are reviewed in more detail in Other MD&A Requirements on pages 34 to 35 of the MD&A.

There was a foreign exchange loss of \$ 93,277 for quarter ended September 30, 2022 which compared with a foreign exchange loss of \$ 102,648 for the quarter ended September 30, 2021.

This has resulted in a net loss of \$ 1,555,824 for the quarter ended September 30, 2022 compared to a net loss of \$ 1,173,276 for the quarter ended September 30, 2021. The cash outflow from operating activities before changes in non-cash working capital items, amounted to \$ 3,003,660 for the nine months ended September 30, 2022 compared to a cash outflow of \$ 1,116,243 for the corresponding period of 2021.

Exchange differences on translating foreign operations, which is included in Consolidated Statements of Comprehensive Loss resulted in a loss of \$ 1,101,693 for the quarter ended September 30, 2022 which compared to a profit of \$ 30,489 for the quarter ended September 30, 2021. This resulted in a total comprehensive loss of \$ 2,657,517 for the quarter ended September 30, 2022 compared to a total comprehensive loss of \$ 1,142,787 for the quarter ended September 30, 2021. The foreign currency translation loss during Q3 arose as a result of the net assets of the Company's UK subsidiaries, the majority of which are denominated in British Pound GBP(GPB), being translated to Canadian dollars at period end exchange rates. The Canadian dollar exchange rate strengthened against GBP during Q3 2022 and this has resulted in a decrease in the Canadian dollar value of these net assets at September 30, 2022 resulting in the foreign currency translation loss for Q2 2022.

Total assets on September 30, 2022 amounted to \$ 37,837,194 compared to \$ 30,235,453 on December 31, 2021. Cash on September 30, 2022 was \$ 3,567,196 compared to \$ 1,069,751 on December 31, 2021. Accounts receivable consisting mainly of trade debtors, reclaimable taxes and prepayments amounted to \$ 1,845,390 on September 30, 2022 compared to \$ 1,279,935 on December 31, 2021. Concentrate

inventories amounted to \$ 32,763 on September 30, 2022 compared with \$ 108,788 on December 31, 2021.

Property, plant, and equipment totalled \$ 29,657,790 compared to \$ 25,688,836 on December 31, 2021. Exploration and evaluation assets totalled \$ 2,281,115 on September 30, 2022 compared to \$ 1,574,183 on December 31, 2021. Long term deposit on September 30, 2022, representing funds held in trust in connection with the Company's asset retirement obligations, amounted to \$ 452,940 compared to \$ 513,960 on December 31, 2021.

Current liabilities on September 30, 2022 amounted to \$ 6,160,214 compared to \$ 3,554,356 on December 31, 2021. The working capital deficit on September 30, 2022 amounted to \$ 714,865 compared to a working capital deficit of \$ 1,095,882 on December 31, 2021. Accounts payable and other liabilities totalled \$ 3,672,456 compared to \$ 3,013,99 on December 31, 2021. Amounts due to related parties on September 30, 2022 amounted to \$ 2,487,758 compared to \$ 124,317 on December 31, 2021 as set out on Note 15 of the Interim Consolidated Financial Statements. In addition, a subsidiary of Galantas, Omagh Minerals Limited, previously had a contingent liability arising from a payment demand from Her Majesty's Revenue and Customs in the amount of \$ 476,762 (GBP 304,290) in connection with an aggregate levy arising from the removal of waste rock from the mine site during 2008 and early 2009. Omagh Minerals Limited believed this claim was without merit and had appealed the assessment. During the first quarter of 2019, the Tax Tribunals Service issued their judgement dismissing the appeal by Omagh in respect of the assessments. A provision was included in the 2018 consolidated financial statements in respect of the aggregates levy plus interest and penalty. There is a contingent liability in respect of potential additional interest which may be applied in respect of the aggregates levy dispute. Omagh Minerals Limited is unable to make a reliable estimate of the amount of the potential additional penalty that may be applied by HMRC.

The non-current portion of the financing facilities totaled \$ 4,120,767 on September 30, 2022 compared to \$ 4,247,488 on December 31, 2021. The decommissioning liability on September 30, 2022 amounted to \$ 536,379 compared to \$ 600,525 on December 31, 2021.

Capital and Reserves totalled \$ 24,324,633 on September 30, 2022 compared to \$ 19,388,708 on December 31, 2021.

## **Review of Operations**

### **2021 Financing Activities**

The Company had sought strategic alternatives to its current ownership structure which included reviewing its licenses and operations and considering the possibility of engaging in a sale, joint venture, partnership or other options with third parties and alternative financing structures and was actively engaged in that process.

On May 18, 2021, the Company announced the closing of its oversubscribed private placement (the "Placement" or "Financing") previously announced on April 21, 2021, to fund the Galantas Gold Mine in Omagh, Northern Ireland to full production and accelerate exploration plans to expand the high-grade gold resources (See Press Release).

The Placement resulted in the issuance of 26,663,264 units at a price of C\$0.30 per "Unit" for aggregate gross proceeds of C\$7,998,980. Each Unit comprises one Common Share and one Common Share purchase warrant. Each warrant is exercisable into one additional Common Share at an exercise price of C\$0.40 for 24 months from the closing date of the Placement. There is a 4-month and one day hold period on the trading of securities issued in connection with this Financing.

In connection with closing, Roland Phelps retired as Galantas' President and Chief Executive Officer and as a member of the Board of Directors. His role as CEO has been assumed by Mario Stifano, an

experienced mining executive who has raised significant capital for a number of mining and resource companies in exploration, development and production such as Lake Shore Gold Corp. (now part of Pan American Silver Corp.). Mr. Stifano joined the Board of Directors. Mr. Eric Sprott and Mr. Mike Gentile also participated in the Placement on May 26, 2021 and currently hold significant shareholdings of 8,333,333 (10.64%, Eric Sprott) and 5,600,000 (6.75%, Mike Gentile). The existing Offtake Agreement with Ocean Partners has been extended from a minimum total of 50,000 tonnes of concentrate deliveries to a minimum total of 150,000 tonnes and marketed at market rates.

The maturity date of the Ocean Partners loan due on December 31, 2021 has been extended to December 31, 2023. Interest may be deferred and added to the balance outstanding until March 31, 2022, at which point interest will be paid monthly. The 1,700,000 Ocean Partners warrants currently issued have been extended, subject to regulatory approval, by 24 months to December 31, 2023.

The maturity date of the G&F Phelps Ltd loan (the "G&F Loan") has been extended to December 31, 2023 (the "G&F Loan Extension"). Interest may be deferred and added to the balance outstanding until March 31, 2022, at which point interest will be paid monthly. In consideration for extending the G&F Loan and deferring interest, G&F Phelps Ltd has received, subject to regulatory approval, 1,700,000 warrants exercisable into one common share at an exercise price of C\$0.33, with said warrants expiring on December 31, 2023. G&F Phelps Ltd is a company controlled by Mr. Phelps.

An application was filed and accepted for admittance of 26,704,931 additional shares to AIM ("Admission"). Following Admission, Galantas Gold Corporation's issued and outstanding Common Shares was total 73,270,468.

## **2022 Financing Activities**

Due to some uncertainty around when actual mining may commence in 2022, on February 3, 2022, the company announced the closing of the loan agreement ("Loan Agreement") for US\$1.06 million (the "Loan") with Ocean Partners UK Ltd. ("Ocean" or the "Lender") to provide the necessary level of finance to continue development until stoping has commenced.

Terms of the Loan Agreement, as previously announced on January 25, 2022:

- The Loan matures on July 31, 2022 (the "Maturity Date").
- The Loan will bear interest at an annual rate of 10% compounded monthly payable upon repayment of the Loan.
- US\$20,000 structuring fee has been paid to Ocean.
- US\$40,000 consulting fee will be paid to Ocean, to be invoiced separately by Ocean.
- 250,000 warrants (the "Bonus Warrants") have been granted to Ocean, which will be exercisable for a period of 12 months at an exercise price of CAD\$0.50. The bonus Warrants are subject to a hold period under applicable securities laws and the rules of the TSX Venture Exchange, expiring on June 4, 2022.
- US\$40,000 extension fee was paid to Ocean as the Company elected to extend the Loan for a further six months from the Maturity Date.

Proceeds from the Loan were used for further development of the Omagh Gold Project in Northern Ireland and working capital.

The condensed interim consolidated financial statements have been prepared on a going concern basis as discussed in Note 1 of the September 30, 2022 unaudited consolidated financial statements. The Company's ongoing viability has been dependent on securing sufficient financing to fund ongoing operational activity and the development of the underground mine. The going concern assumption is dependent upon forecast cash flows at the Omagh mine being met.

The blasting arrangements with the PSNI have now been resolved. The directors' assumptions in relation to future levels of production, gold prices and mine operating costs are crucial to forecast cash flows being achieved. Should production be significantly delayed, revenues fall short of expectations or operating costs and capital costs increase significantly, there may be insufficient cash flows to sustain day to day operations without seeking further finance.

Should the Company be unable to realize its assets and discharge its liabilities in the normal course of business, the net realizable value of its assets may be materially less than the amounts recorded on the consolidated statements of financial position.

On July 26, 2022, Galantas announced that it has entered into a further loan agreement ("Loan Agreement") for US\$530,000 (the "Loan") with Ocean Partners UK Ltd. ("Ocean" or the "Lender"). The Loan is to be used to fund the development of the underground mining operations at the Omagh Gold Project in Northern Ireland and working capital.

The Loan was repayable six months from the date of closing of the issue of the Loan (the "Closing") and will bear interest at an annual rate of 12% compounded monthly and repayable in full on maturity of the Loan.

As consideration for providing the Loan, Ocean will receive, upon the Closing, 125,000 warrants of Galantas (the "Bonus Warrants"), subject to acceptance by the TSX Venture Exchange.

On Closing, each Bonus Warrant will be exercisable into one common share of Galantas for a period of 12 months. The exercise price will be determined by reference to the closing price of the Company's common shares on the TSX Venture Exchange on July 26, 2022.

In connection with the Loan Agreement, Galantas will also pay Ocean a commitment fee of US\$10,000 which will be deducted from the initial proceeds of the Loan. Galantas may, at its option extend the Loan for a further six months by paying Ocean an additional structuring fee of US\$20,000.

The above terms are subject to TSX Venture Exchange approval under the TSXV Policy 5.1 – Loans, Loan Bonuses, Finder's Fees and Commissions.

The Company also confirmed that it exercised its option to extend the US\$1.06 million loan entered into with Ocean on January 31, 2022 (see announcement on January 25, 2022) for a further six months, to January 31, 2023, by paying Ocean an additional structuring fee of US\$40,000 in accordance with the terms of that loan.

On August 30, 2022, Galantas announced that it has closed its previously announced private placement, pursuant to which the Company sold an aggregate of (i) 14,826,674 units of the Company ("Units") at a price of C\$0.45 per Unit (the "Offering Price") on a "best efforts" brokered private placement basis (the "Brokered Offering") for gross proceeds of C\$6,672,003.30 and (ii) 506,667 Units at the Offering Price on a non-brokered private placement basis (the "Non-Brokered Offering" and, together with the Brokered Offering, the "Offering") for gross proceeds of C\$228,000.15, for aggregate gross proceeds to the Company of approximately C\$6.9 million, including full exercise of the agents' option. Each Unit was comprised of one common share in the capital of the Company (each, a "Common Share") and one-half of one common share purchase warrant of the Company (each whole common share purchase warrant, a "Warrant"). Each Warrant will entitle the holder thereof to purchase one Common Share (a "Warrant Share") at a price of C\$0.55 per Warrant Share until February 28, 2025.

Canaccord Genuity Corp., Cormark Securities Inc. and Research Capital Corporation acted as agents (the "Agents") in connection with the Brokered Offering pursuant to the terms of an agency agreement dated August 30, 2022. In consideration for their services in connection with the Brokered Offering, the

Company paid the Agents a cash commission equal to C\$355,320, being 6% of the aggregate gross proceeds from the sale of Units under the Brokered Offering, and a reduced cash commission equal to 3% of the aggregate gross proceeds from the sale of Units under the Brokered Offering to certain purchasers identified by the Company's management to the Agents (the "President's List"). As additional consideration for their services in connection with the Brokered Offering, the Company issued the Agents 789,600 non-transferable broker warrants of the Company ("Broker Warrants"), being 6% of the aggregate number of Units issued pursuant to the Brokered Offering, and a reduced number of Broker Warrants equal to 3% of the number of Units issued pursuant to the Brokered Offering to certain purchasers on the President's List. Each Broker Warrant is exercisable to acquire one Common Share at an exercise price of C\$0.45 per share until August 30, 2024. In addition, the Company also paid the Agents a cash advisory fee equal to C\$13,680 and issued the Agents an additional 30,400 Broker Warrants.

The Company intends to use the net proceeds of the Offering for exploration and development at the Joshua Target as well as for working capital and general corporate purposes.

Melquart Limited, a London-based investment firm and an existing shareholder, acquired 2,666,667 Units for consideration of C\$1,200,000.15. Following the Offering, Melquart Limited will hold 28,140,195 Common Shares, representing approximately 27.36% of the issued and outstanding Common Shares on a non-diluted basis.

Eric Sprott, through 2176423 Ontario Ltd., a corporation that is beneficially owned by Mr. Sprott, acquired 1,333,334 Units for consideration of C\$600,000.30. Following the Offering, Eric Sprott will hold 10,166,667 Common Shares, representing approximately 9.88% of the issued and outstanding Common Shares on a non-diluted basis. Mr. Sprott is a renowned and respected leader in the investment community and one of the world's premier gold and silver investors.

Michael Gentile acquired 222,222 Units for consideration of C\$99,999.90. Following the Offering, Michael Gentile will hold 6,217,222 Common Shares, representing approximately 6.04% of the issued and outstanding Common Shares on a non-diluted basis. Mr. Gentile is a retired professional money manager with over 20 years' experience investing in the mining and natural resource sector. Currently, Mr. Gentile is an active investor in the junior mining space with significant positions in a number of companies.

Ocean Partners UK Ltd. acquired 461,112 Units for consideration of C\$207,500.40. Following the Offering, Ocean Partners UK Ltd. will hold 2,869,446 Common Shares, representing approximately 2.80% of the issued and outstanding Common Shares on a non-diluted basis.

Mario Stifano, a director of the Company, acquired 55,556 Units for consideration of C\$25,000.20. Following the Offering, Mario Stifano will hold 547,388 Common Shares, representing approximately 0.53% of the issued and outstanding Common Shares on a non-diluted basis.

As indicated above, Melquart Limited, an insider of the Company, Eric Sprott, an insider of the Company, and Mario Stifano, an officer and a director of the Company, subscribed for 2,666,667 Units, 1,333,334 Units and 55,556 Units, respectively, under the Offering on the same terms as arm's length investors. The participation of Melquart Limited, Mr. Sprott and Mr. Stifano in the Offering constitutes a "related party transaction" for the purposes of Multilateral Instrument 61-101 – Protection of Minority Security Holders in Special Transactions ("MI 61-101"). The Company is exempt from the requirements to obtain a formal valuation or minority shareholder approval in connection with the Offering in reliance on sections 5.5(b) and 5.7(1)(a), respectively, of MI 61-101, as no securities of the Company are listed or quoted on the specified markets and neither the fair market value of the securities to be received by the related



parties nor the fair market value of the consideration for the securities exceeds 25% of the Company's market capitalization as calculated in accordance with MI 61-101. The Company did not file a material change report more than 21 days before the expected closing date of the Offering as the aforementioned insider participation had not been confirmed at that time and the Company wished to close the Offering as expeditiously as possible.

Melquart Limited and Eric Sprott are deemed to be related parties of the Company by virtue of being Substantial Shareholders of the Company and Mario Stifano is deemed to be a related party of the Company by virtue of being a director of the Company as defined in the AIM Rules for Companies (together the "Related Parties"). As a consequence, the Directors of the Company (excluding Mr. Stifano for the purposes of considering his involvement in the placing) consider, having consulted with their nominated adviser, Grant Thornton UK LLP, that the terms of the Related Parties' involvement in the Offering are fair and reasonable insofar as shareholders are concerned.

The Offering was made by way of private placement in each of the provinces of Canada pursuant to applicable exemptions from the prospectus requirements and in certain other jurisdictions, in each case in accordance with all applicable laws. The securities issued under the Offering are subject to a four month hold period under applicable Canadian securities laws which will expire on December 31, 2022. The Offering is subject to final acceptance of the TSX Venture Exchange.

The securities offered have not been, nor will they be, registered under the United States Securities Act of 1933, as amended, or any state securities law, and may not be offered or sold in the United States absent registration or an exemption from such registration requirements. This news release shall not constitute an offer to sell or the solicitation of an offer to buy nor shall there be any sale of the securities in any state in which such offer, solicitation or sale would be unlawful.

An application has been filed for admittance of 15,333,341 additional shares to AIM ("Admission") with Admission expected to occur on or around September 5, 2022. Following Admission, the Company's issued and outstanding Common Shares totalled 102,862,143.

An amount of 7,838,000 warrants were exercised during Q1 2022 which brought the Galantas Gold Corporation's issued and outstanding Common Shares at March 31, 2022 to 82,521,801.

Further exercise of warrants totalling 3,848,333 occurred during Q2 2022 which brought the Galantas Gold Corporation's issued and outstanding Common Shares at June 30, 2022 to 86,370,134.

In addition to the placement that occurred during Q3, there was an additional 1,283,334 warrants exercised during Q3 which brought the Galantas Gold Corporation's issued and outstanding Common Shares at September 30, 2022 to 102,986,809.

## **Production/Mine Development**

Underground development of the decline tunnel at the Omagh gold mine, located at the base of the existing open pit, commenced in early 2017 and the mine commenced limited production of gold concentrate during the third quarter of 2018. Underground development of the decline tunnel continued to be progressed during 2018 and 2019 from feed produced in the development of the Kearney vein. The plant had continued limited production of a gold & silver concentrate using a non-toxic, froth-flotation process, run on a batch basis from a stockpile of underground vein material plus additional feed produced from on-vein development operations. Blasting operations had been limited since all blasting must be supervised by the Police Service of Northern Ireland (PSNI) and were not sufficient for the desired level of operations. The Company had been working with the PSNI during 2019 to increase blasting availability to normal levels for an underground mine. While progress had been made and substantive investment incurred in accordance

with recommendations, the Company was still awaiting final approvals from the authorities to be able to implement its increased blasting protocols at the end of the third quarter of 2019. The arrangements, current at that time were not sufficient to allow for the expansion of mine operations as envisaged by the Company's existing mine plan and until changes were agreed, the inefficiencies caused by those arrangements formed an increasing financial burden, which had proved a significant drain on the financial resources of the Company which resulted in the temporary suspension of blasting at the mine during the fourth quarter of 2019 (see press release dated October 29, 2019) resulting in the numbers employed at the operation were reduced from 46 to 21. During the second quarter of 2020 Galantas reported that confirmation has been received from PSNI, regarding their satisfaction of certain secure storage and handling protocols required for an increase in blasting to a commercial level subject to financial matters being agreed. These financial matters were agreed in Quarter 1.

A probe drilling campaign was carried out following the suspension of operations using the retained personnel and equipment. The results of this campaign, combined with detailed mapping of the exposed mineralisation underground suggests zones of higher width of mineralisation within the vein, linking adjacent levels. This supports an implication that such zonal mineralisation may continue at depth, with enhanced exploration potential for targeting gold resources particularly to the north and within the Company's license area. Probe drilling does not provide samples suitable for use in mineral resource estimates but can provide strong indications where mineralisation is concentrated and is of significantly less cost than core drilling. During the second quarter, the Company reported that it had filed a short technical report in respect of the probe drilling campaign. The report is available on [www.sedar.com](http://www.sedar.com) and [www.galantas.com](http://www.galantas.com).

Following the suspension of blasting operations at the mine, the processing plant continued to operate on a limited basis. In March 2020 and following UK government guidelines regarding Covid-19, processing operations temporarily ceased until later in May when the Company announced that concentrate processing has recommenced. The company carried out maintenance to the processing plant during the milling suspension, to minimise future maintenance interruptions. The restart follows a review of Northern Ireland / UK government health advice regarding Covid-19, a risk assessment and the introduction of appropriate modifications to working practices. Feedstock for the processing plant is from low grade stock until suitable arrangements are in place to recommence development underground. The number of employees that had been furloughed during the first quarter under a NI/UK government scheme was reduced from seven to three and then to zero. Concentrate production during 2020 totalled 293 tonnes of concentrate provisionally assessed as grading 95 g/t. Shipments of concentrate under the off-take arrangements had previously commenced during the second quarter of 2019. For the year 2020 provisional revenues from concentrate sales totalled US\$ 1,654,021.

Until the mine reaches the commencement of commercial production, the net proceeds from concentrate sales will be offset against Development assets.

The Company continued to seek alternatives during the first quarter 2021 including reviewing its licenses and operations; and considering the possibility of engaging in a sale, joint venture, partnership or other options with third parties and alternative financing structures.

The Company has been working with the PSNI on an ongoing basis to agree arrangements that would increase blasting availability to normal levels for an underground mine.

During the second quarter the company reported that confirmation had been received from PSNI, regarding their satisfaction of certain secure storage and handling protocols required for an increase in blasting to a commercial level subject to financial matters being agreed. These financial matters have now been mutually agreed and, following a formal agreement, a limited re-start of underground blasting commenced late in the first quarter of 2021 and was announced March 12, 2021.

On February 3, 2021 the Company announced that a formal agreement regarding blasting was reached between the Company's operating subsidiary and the Police Service of Northern Ireland (PSNI). The PSNI have responsibilities regarding the supervision of the use of blasting materials in Northern Ireland.

The agreement provides the potential for a materially improved economic arrangement for an expansion of underground blasting, required for full production, to take place at the Omagh Mine. The agreement has followed a comprehensive review by the PSNI and regulators.

On March 12, 2021 the Company announced that limited blasting underground had re-commenced. Development mining of the Kearney gold vein has re-started on a single shift basis. It is expected to produce a feed of higher gold grade for the processing plant than the current feed, which comes from low grade stock.

Total concentrate production is expected to rise, driven by an expected higher feed grade. During the period of suspension of blasting operations at the mine, key mining skill sets were preserved by the incorporation of personnel within process plant operations.

The limited re-start was being carried out within limited cash resources, using a single existing equipment suite, which was fully operational.

On April 16, 2021, the Company provided an operational update for the operating mine.

Underground blasting (as reported March 12, 2021) continued with mining on a single shift basis. As expected, development of the Kearney vein has produced a feed of higher gold grade for the processing plant than the existing feed, which comes from low grade stock.

Safety is a high priority and the company continued to invest in safety-related training and infra-structure. The zero lost time accident rate since the start of underground operations, continues. Environmental monitoring demonstrates a high level of regulatory compliance.

The initial objective following the investment in May 2021, was to re-establish the mine to facilitate future production, including priority areas such as.

- the rebuilding of the mining team and rebuilding/acquiring a 'fit for purpose' equipment fleet
- upgrading mining services such as electrical and pumping, suitable for future development
- rehabilitation of working areas to ensure safe mining
- improving safe systems of mining aligned with best practice mining
- successfully completing the period of restricted blasting with the PSNI
- facilitating the underground and surface exploration programme
- upgrade of the surface mineral processing facilities
- facilitating the upgrade of the tailings facility and the restoration programme

As part of the objective, Galantas engaged JDS to assist with a mine plan, ventilation plan and budget. An experienced Safety Manager has been recently employed to ensure that the mine works towards 'best practice' safety standards. Waste development to new ore drives will be a focus area for development mining, while at the same time starting the first production stopes in the upper Kearney zone.

Development has restarted on the Joshua decline and exploration drilling from surface which started in early August, is focused on this area. Underground exploration commenced in late August and drilling was initially focussed on the Kearney zone. In August, the PSNI agreed that the mine can blast on a daily basis with previous restrictions removed. New and refurbished 'used' equipment arrived on site and training on these units is now complete.

## Reserves and Resources

During 2014 Galantas reported a revised updated estimate of gold resources together with a Preliminary Economic Assessment (PEA) update (see press release dated July 28, 2014). The revised estimate of resources is in compliance with the Pan European Reporting Code (PERC), Canadian Institute of Mining, Metallurgy and Petroleum (CIM) standards and Canadian National Instrument (NI) 43-101 and is summarised below.

<b>TABLE 1: RESOURCE ESTIMATE: GALANTAS 2014</b>				Increase over <b>GAL 2013 report</b>
CUT-OFF 2 g/t Au				
<b>RESOURCE CATEGORY</b>	<b>TONNES</b>	<b>GRADE (Au g/t)</b>	<b>Au Ozs</b>	
<b>MEASURED</b>	138,241	7.24	32,202	55%
<b>INDICATED</b>	679,992	6.78	147,784	21.4%
<b>INFERRED</b>	1,373,879	7.71	341,123	15.4%

*Minerals Resources that are not Mineral Reserves do not have demonstrated economic viability.*

Overall, there has been a 19% increase in resources since the Galantas June 2013 Resource Report and a 60% increase in resources since the July 2012 Resource Report by ACA Howe International Ltd. The increases since 2012 largely relate to the Kearney and Joshua veins, since this is where the drilling program has been concentrated. The drilling program was mainly designed to focus on increasing the quantity of Measured and Indicated resources on these two veins, to support potential bank funding opportunities for the financing of production.

The resource estimate for each vein is tabulated below.

<b>TABLE 2: RESOURCE ESTIMATE BY VEIN: GALANTAS 2014</b>									
	<b>MEASURED</b>			<b>INDICATED</b>			<b>INFERRED</b>		
	TONNES	GRADE Au (g/t)	Contained Au (oz)	Tonnes	GRADE Au (g/t)	Contained Au (oz)	Tonnes	GRADE Au (g/t)	Contained Au (oz)
KEARNEY	76,936	7.48	18,490	383,220	6.66	82,055	909,277	6.61	193,330
JOSHUA	54,457	7.25	12,693	216,211	7.92	55,046	291,204	10.74	100,588
KERR	6,848	4.63	1,019	12,061	4.34	1,683	23,398	3.2	2,405
ELKINS				68,500	4.24	9,000	20,000	5.84	3,800
GORMLEYS							75,000	8.78	21,000
PRINCES							10,000	38.11	13,000

SAMMY'S							27,000	6.07	5,000
KEARNEY NORTH							18,000	3.47	2,000
<b>TOTAL</b>	<b>138,241</b>	<b>7.25</b>	<b>32,202</b>	<b>679,992</b>	<b>6.78</b>	<b>147,784</b>	<b>1,373,879</b>	<b>7.71</b>	<b>341,123</b>

The resources are calculated at a cut-off grade of 2 g/t gold (Au), numbers are rounded, gold grades are capped at 75 g/t gold and a minimum mining width of 0.9m has been applied.

Measured and Indicated resources on Kearney vein have increased to 100,545 ounces of gold from 69,000 ounces in 2012. Measured and Indicated resources on Joshua vein have increased to 67,739 ounces of gold from 15,800 ounces in 2012. The Kearney and Joshua veins are the early targets of underground mining. Combined Measured and Indicated resource category on these two veins are estimated at 168,284 ounces of gold, with 293,918 ounces of gold in the Inferred resource category. Both vein systems are open at depth.

With regards to the Preliminary Economic Assessment a restricted portion of Inferred resources for two veins - Joshua and Kearney have been included in the mining plan with the Measured and Indicated resources. The Inferred resources (which have lower statistical support than Measured or Indicated Resources) are contiguous with Measured or Indicated resources and / or lie within scheduled mining areas. The use of Inferred resources, in a restricted qualifying manner, is permitted by the PERC code in regard to economic studies but is excluded within the standards associated with NI 43-101, except within a Preliminary Economic Assessment. PERC is an approved code in respect of NI 43-101. As part of PERC requirements, a comparative Feasibility study is included in the detailed technical report which will not include Inferred resources and will also include studies on sensitivity to gold price.

The total of scheduled Measured and Indicated ounces utilised within the mining study is 104,627 ounces. The Inferred resources scheduled in the economic study are estimated at 60,635 ounces. Total Inferred resource estimated on the Joshua and Kearney orebodies is 293,918 ounces of gold. The amount of Inferred resources included in the PEA amounts to 20.6% of the total Inferred resources estimated on these veins. Were Inferred resources excluded from the mining plan, approximately 1 year would be removed from the estimate of mine life and annual output would be reduced.

At a gold price of GBP750 / US\$ 1,260 oz., the pre-tax operating surplus after capital expenditure estimates an Internal Rate of Return of 72% and, at an 8% discount rate, a net present value of approximately GBP 14.5m (CDN\$ 26.6m) and a cash cost of production of GBP 394 per ounce (USD\$ 662 at \$1.68/GBP). At a gold price of GBP700 per oz. the study estimated an Internal Rate of Return of 50%. The study scheduled approximately 36% of the combined resources identified on the Kearney and Joshua veins. The Company also filed the complete Technical Report on SEDAR in September 2014, as required by NI 43-101.

The Company has determined that due to additional information being available from drilling conducted post the 2014 Technical Report and information being available from underground development on-vein, it would be appropriate to conduct a resource review and is engaged in that process (reported October 26 2020).

Although it will not be possible to provide an updated statement of Mineral Resource and Mine Plan Inventory for this MD&A submission, we anticipate that given the current 4,000m strategic drilling programme, Galantas will be in a position to initiate a revised Mineral Resource and Mine Plan Inventory before year end.

## Exploration

An exploration programme carried out between 2011 and 2013 included the drilling of 17,348 metres of core and channel sampling on the Joshua, Kearney and Kerr vein systems. Assay results from both the drilling and channel sampling programmes were encouraging with significant gold intersections encountered. A new programme commenced in September 2015 to target the Joshua vein at depth. In total, 3,602 metres were drilled by March 2016. In early 2016 Galantas reported the assay results for three holes completed in 2015 (see press release dated January 26, 2016). Most notable was hole OML-DD-15-155 which intersected a wide zone (13 m true width) of the Joshua vein at a vertical depth of 117 m grading 9.9 g/t Au. This drilling programme also identified a new vein, Kestrel, running 70 m west of Joshua. An initial shallow (42.4 m) intersect returned 35.8 g/t Au over 0.7 m true width. A further drill hole targeted the Kestrel vein ~80 metres north and hit mineralisation at a vertical depth of 73 m (3.2 g/t Au over 1.2 m true width). Two 155 m deep water monitoring holes were drilled at the beginning of 2017; these were located according to planning specifications, not with the aim of mineral recovery. However, the PQ drill core provided insight to key lithological changes with depth, north and south of the site. This information was incorporated into the site mapping project instigated during the summer of 2016.

Geologists have recorded and analysed detailed geological information underground which could not be gained through surface exposure or diamond drilling. Plan maps of mineralisation were compiled and digitised for all of the ore drives in the third quarter of 2019. Detailed maps indicated vein swelling and marginal gold grade increase in predictable zones along ore drives in the first four levels of the mine development. Zones of enhanced mineralisation appear to occur on shallow north dipping planes and may be tied in with the initial south-east directed thrusting which forced Dalradian metasediments over the Tyrone Igneous Complex. Earlier mapping by Galantas geologists in the Creevan Burn revealed evidence for a thrust stack rooted in graphitic schist. Recent spatial data analysis provides support for the continuation of this thrust stack to the north. Testing of this model began in 2019 through a probing and sediment sampling programme. Initial results have helped to build a clearer picture of the location and extent of dilation zones. Follow-up work has brought together and incorporated historic surface channel data and drill core evidence in the model. Further confirmation of the apparent trends is expected to enhance targeting of future exploration and has potentially economic improvements to the underground mine plan. During the first quarter of 2020 an exploration report was prepared, detailing the underground geological observations and interpretations (see Press Release 6<sup>th</sup> May 2020). Results from the current 4000 m drilling programme support the theory of dilation zones (see below).

Omagh Minerals Ltd hold three Republic of Ireland licences: 3039, 3040 and 3235, the current six year term will expire in March 2024 and can be renewed after this date if required. In addition, Flintridge Resources Ltd submitted an application for two exploration licences (24<sup>th</sup> June) in the Republic of Ireland these were previously held by OML (Omagh Minerals Limited, a Galantas subsidiary) but relinquished in August 2020. The Co. Leitrim licences, PLs 3162 and 1469, sit in lithologically and structurally prospective ground south-west of the Lack inlier along the same system of regional faults. The Geoscience Regulation Office (GSRO) issued the prospecting licences over areas 1469 and 3162 to Flintridge Resources Ltd on 28<sup>th</sup> April 2022.

During the second quarter of 2021 a soil grid was completed over the Garvetagh Hill area of licence OM4 (Northern Ireland). The 63-sample high resolution grid (50m interval) was centred on a historic base metal geochemical anomaly cluster. . In April 2022 deep overburden (pionjar) sampling was carried out over the Garvetagh Hill target, as well as two other target grids within the OM4 licence. The work was contracted out to BRG and completed in Q2. Analyses of the samples is in progress

The Mineral Prospecting Licence for OM1 expired in July 2022, a re-application was submitted to the Department for the Economy (Minerals and Petroleum Branch) in December 2021 and granted by the Department at the end of the third quarter. The new licence (OM1/22) commences on 1<sup>st</sup> October 2022. A

re-assessment of targets in the western half of the Lack Inlier (OM1 licence) was carried out through field mapping and sampling in July 2021. A revision of the main lithological boundaries has been conducted, and a new Member ('the Cavanacaw Member' - a sub-category of the Mullaghcarn Formation) has been identified as the host for mineralisation due to its distinctive mechanical properties. This work is on-going and the outcomes will be used to target areas for deep overburden sampling.

Induced Polarization (IP) gradient array surveys and magnetic surveys were completed over two 1km<sup>2</sup> grids close to the mine site in September 2021. The western grid covers an area of Pigeon Top where historic pionjar results show a cluster of gold anomalies; the eastern grid incorporates the known Elkins vein. Both sites lie within the recently constrained 'Cavanacaw Member'. Results from the surveys were analysed in the fourth quarter. Apparent resistivity IP anomalies aligned north-south occur over both of these near-site targets, the anomalies are likely to represent fault structures in the bedrock (see press release, 1<sup>st</sup> December 2021).

### **Drilling Programme**

Surface drilling began during the last week in July 2021 following Permitted Development notification to the Council on 22<sup>nd</sup> June. The surface programme targeted key areas of the Joshua vein to increase resource confidence and test the location of dilation zones. The Permitted Development allowed surface drilling to continue to the 12<sup>th</sup> November. Over the four month period a total of 1,262 metres were drilled from surface over eight holes. Three holes successfully targeted dilation zones with results of 7.7 g/t gold and 24.3 g/t silver over an estimated true width of 1.8m (2.7 m intersection) in FR-DD-21-164; 10.1 g/t gold and 93.5 g/t silver over 4.3 m (6.5 m intersection) in FR-DD-21-171; and 17.4 g/t gold, 74.6 g/t silver, over 6.9 m (13.1 m intersection) in FR-DD-21-175.

A second rig arrived on site at the end of August and underground drilling from the Kearney development began on the 6<sup>th</sup> September. The underground drill programme continues to target 'Inferred' areas of the Kearney main vein and will also test the continuity and grade of mineralisation running parallel. By the end of the fourth quarter, a total of 866.4 m had been completed from two levels underground. Key results include two intersections on a parallel running zone of mineralisation a few metres west of the main Kearney vein yielding 17.7 g/t gold, 50.9 g/t silver over an estimated 1.2 m (2.5 m intersection) in FR-DD-21-UG-168, and 26.7 g/t gold, 88.2 g/t silver over 1.6m (2.9 m intersection) in FR-DD-21-UG-170. Intersections on the 'B' and 'C' Kearney lenses were also recorded in the fourth quarter, with results of 73.6 g/t gold and 93.4 g/t silver over an estimated 1.3 m (2.2 m intersection), and 23.8 g/t gold and 16.8 g/t silver over an estimated 1.5 m (2.9 m intersection), respectively.

Further results of the on-going 4000m drill programme were published on 31<sup>st</sup> January, 21<sup>st</sup> March, 16<sup>th</sup> May, 4<sup>th</sup> August & 24<sup>th</sup> October 2022 (see press releases). A total of 4101 m of drilling had been carried out by the end of the third quarter 2022.

The first quarter finished with the publication of results for three further drill holes which intersected dilation zones (see Figure below and press release 21<sup>st</sup> March 2022). Specifically, Hole FR-DD-22-UG-181 yielded 31.7 g/t gold and 58.5 g/t silver over 3.3 m (7 m intersection) at the main Kearney Vein including 106.3 g/t gold and 111 g/t silver over 0.5 m (1 m intersection). FR-DD-21-UG-174 intersected 73.6 g/t gold and 93.4

g/t silver over 1.3 m (2.2 m intersection) on a parallel-running vein known as the 'B-lens', approximately 28 metres east of the Kearney Vein. FR-DD-21-UG-176 hit 23.8 g/t gold and 16.8 g/t silver over 1.5 m (2.9 m intersection) on a further parallel zone of mineralization referred to as the 'C-lens', approximately 40 metres east of the Kearney Vein.

The results for three further holes were reported during the third quarter (see release August, 4<sup>th</sup>). Hole FR-DD-22-UG-186 targeted a dilation zone within the Kearney Vein and intersected 31.8 g/t gold and 39.2 g/t silver over 4.4 metres. A summary table of drill holes reported in Q1, Q2 and Q3 2022 is shown below. The dilation zone image for Kearney is also shown in the Figure below.

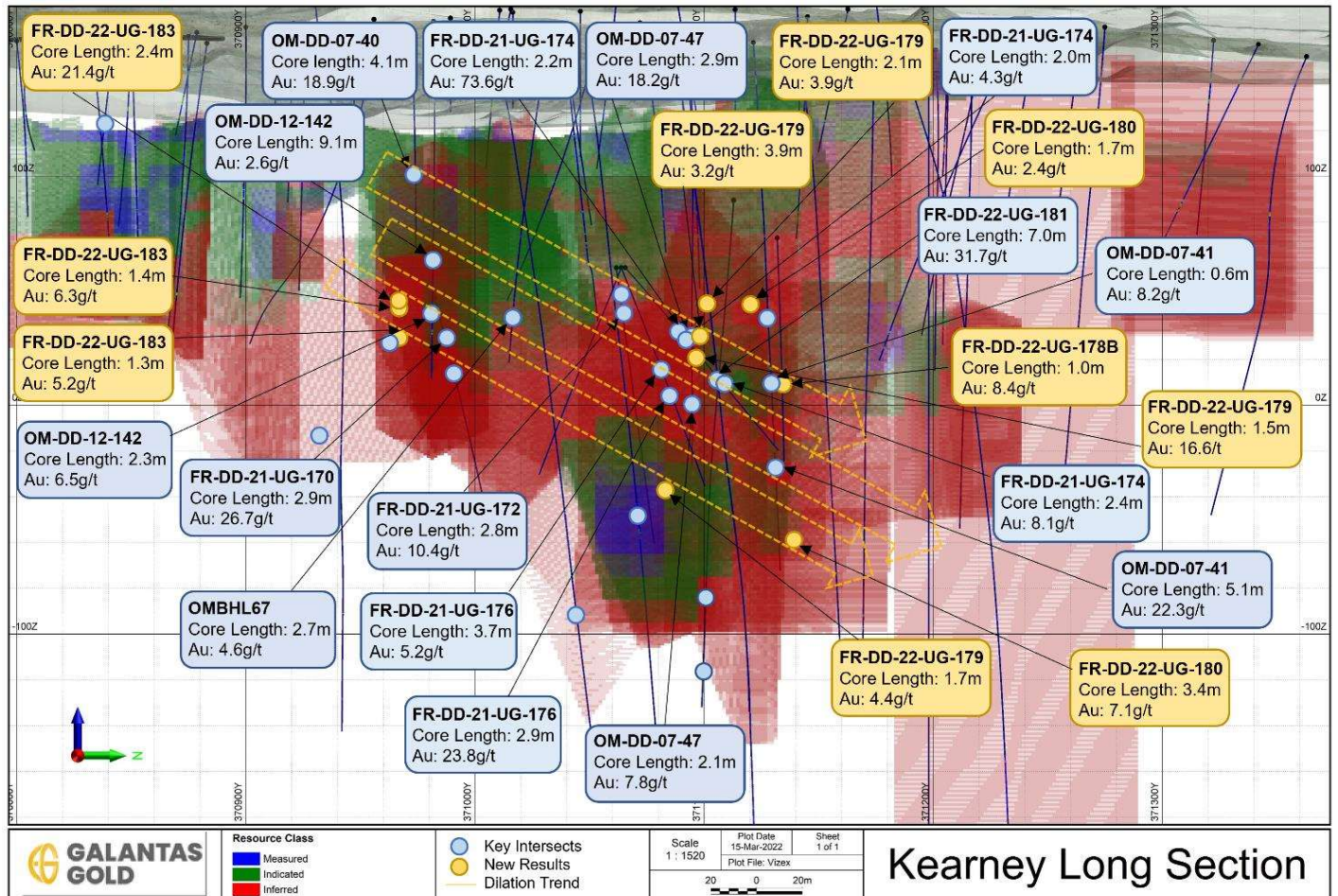
Hole ID	Azimuth/ Dip (degrees)	Intersect (m) (downhole)	Est. true width (m)	Intersect vertical depth (m)	Gold (g/t)	Silver (g/t)	Lead (%)	Core loss (%)
<b>FR-DD-22-UG-183</b>	Kearney	2.4	2.2	116	21.4	32.9	0.8	0
<b>and</b>		1.4	1.2	118	6.3	7.4	0.5	0
<b>and</b>		1.3	1.1	132	5.2	4.6	0	0
<b>FR-DD-22-UG-181</b>	Kearney	7	3.3	150	31.7	58.5	2.8	10
<b>including</b>		1	0.5	155	106.3	111	3.2	0
<b>and</b>		1.2	0.4	244	2.2	1.5	0.1	0
<b>and</b>		2.3	0.7	278	7.3	5.7	0.2	22
<b>FR-DD-22-UG-180</b>	Kearney	1.7	1	116	2.4	7.6	0.3	0
<b>and</b>		3.4	1.7	219	7.1	13.2	0.8	0
<b>FR-DD-22-UG-179</b>	Kearney	2.1	1.1	117	3.9	6.8	0	0
<b>and</b>		3.9	2	130	3.2	9.8	0.5	0
<b>and</b>		1.5	0.8	138	16.6	26.9	0.6	0
<b>and</b>		1.7	1	197	4.4	5.6	0.1	19
<b>FR-DD-21-UG-178B</b>	Kearney	1.0	0.5	152	8.4	32.1	1.5	0
<b>FR-DD-21-UG-176</b>	Kearney	3.7	1.9	148	5.2	6.4	0.1	10.9
<b>and</b>		2.9	1.5	160	23.8	16.8	0.1	0
<b>FR-DD-21-175</b>	Joshua	13.1	6.9	71	17.4	74.6	1.9	8.4
<b>including</b>		8.7	4.5		25.3	108.4	2.9	9.2
<b>FR-DD-21-UG-174</b>	Kearney	2.2	1.3	134	73.6	93.4	8.9	0
<b>and</b>		2	1.2	137	4.3	3.9	0	0
<b>and</b>		2.4	1.3	153	8.1	7.7	0.2	2.1

<b>FR-DD-21-UG-178B</b>	87/58	1.0	0.5	152	8.4	32.1	1.5	0
<b>FR-DD-21-UG-176</b>	54.7/56.6	3.7	1.9	148	5.2	6.4	0.1	10.9
<b>and</b>	54.5/57.2	2.9	<b>1.5</b>	160	<b>23.8</b>	16.8	0.1	0
<b>FR-DD-21-175</b>	275.5/58.2	13.1	6.9	71	17.4	74.6	1.9	8.4
<b>including</b>		8.7	<b>4.5</b>		<b>25.3</b>	108.4	2.9	9.2
<b>FR-DD-21-UG-174</b>	35.6/44.6	2.2	<b>1.3</b>	134	<b>73.6</b>	93.4	8.9	0
<b>and</b>	35.6/44.6	2	1.2	137	4.3	3.9	0	0
<b>and</b>	35.9/44.3	2.4	1.3	153	8.1	7.7	0.2	2.1



Hole ID	Azimuth/ Dip (degrees)	Intersect (m) (downhole)	Est. true width (m)	Intersect vertical depth (m)	Gold (g/t)	Silver (g/t)	Lead (%)	Core loss (%)
<b>FR-DD-22-UG-186</b>	039/37	3.3	<b>2.5</b>	140	<b>10.4</b>	29.4	1.6	0
<b>and</b>	039/37	4.4	<b>3.0</b>	143	<b>31.8</b>	39.2	4.0	0
<b>including</b>		1.4	<b>1.0</b>		<b>69.6</b>	86.6	9.6	0
<b>and</b>	038/37	1.2	0.7	156	6.7	6.8	0	0
<b>FR-DD-22-UG-185</b>	158.4/28	2.3	0.5	141	3.8	4.8	0.2	22.0
<b>and</b>	160.4/33	2.0	0.5	184	2.2	2.8	0.1	7.4
<b>FR-DD-22-UG-183</b>	90/24	2.4	<b>2.2</b>	116	<b>21.4</b>	32.9	0.8	0
<b>and</b>	90/24	1.4	1.2	118	6.3	7.4	0.5	0
<b>and</b>	93/26	1.3	1.1	132	5.2	4.6	0	0
<b>FR-DD-22-UG-182</b>	122.2/55.3	2.1	1.0	158	8.9	36.4	0.9	36.8
<b>FR-DD-22-UG-181</b>	99/60	7	<b>3.3</b>	150	<b>31.7</b>	58.5	2.8	10
<b>including</b>		1	0.5	155	106.3	111	3.2	0
<b>and</b>	95/67	1.2	0.4	244	2.2	1.5	0.1	0
<b>and</b>	95/69	2.3	0.7	278	7.3	5.7	0.2	22
<b>FR-DD-22-UG-180</b>	77/54	1.7	1	116	2.4	7.6	0.3	0
<b>and</b>	75/57	3.4	1.7	219	7.1	13.2	0.8	0
<b>FR-DD-22-UG-179</b>	106/50	2.1	1.1	117	3.9	6.8	0	0
<b>and</b>		3.9	2	130	3.2	9.8	0.5	0
<b>and</b>	107/50	1.5	<b>0.8</b>	138	<b>16.6</b>	26.9	0.6	0
<b>and</b>	106/52	1.7	1	197	4.4	5.6	0.1	19
<b>FR-DD-21-UG-178B</b>	87/58	1.0	0.5	152	8.4	32.1	1.5	0
<b>FR-DD-21-UG-176</b>	54.7/56.6	3.7	1.9	148	5.2	6.4	0.1	10.9
<b>and</b>	54.5/57.2	2.9	<b>1.5</b>	160	<b>23.8</b>	16.8	0.1	0
<b>FR-DD-21-175</b>	275.5/58.2	13.1	6.9	71	17.4	74.6	1.9	8.4
<b>including</b>		8.7	<b>4.5</b>		<b>25.3</b>	108.4	2.9	9.2
<b>FR-DD-21-UG-174</b>	35.6/44.6	2.2	<b>1.3</b>	134	<b>73.6</b>	93.4	8.9	0
<b>and</b>	35.6/44.6	2	1.2	137	4.3	3.9	0	0
<b>and</b>	35.9/44.3	2.4	1.3	153	8.1	7.7	0.2	2.1

Summary of drill holes reported during 2022 (to Q3 quarter end).



Current dilation zone image for Kearney showing key results only (see release May 16<sup>th</sup> 2022).

A second Permitted Development notification, for the drilling of on-site surface exploration holes, was submitted to the local Council on 1st October 2021. The local Council issued a direction in pursuance of Article 7 of the General Permitted Development Order 2020, a Planning Application was submitted on 21<sup>st</sup> June for the next phase of surface drilling which is expected to take 5-6 months. Gravis Planning have been engaged in this process. Underground drilling continues on the current exploration programme. Management are confident we'll be in a position to move ahead with this program following the above process.

Mario Stifano, CEO of Galantas, commented: "Our drilling program continues to yield very positive results, particularly the high-grade gold intersections in parallel veins with recent results demonstrating the continuity of the lenses. These are some of our best drill results to date and point to the significant potential to expand gold resources at the Omagh Project. The Company has successfully identified dilation zones at both Kearney and Joshua veins with multiple drill intercepts, and is developing plans to advance underground development and infrastructure at Joshua to allow multiple underground drill platforms to expand our drilling program."

Micon International have been appointed to produce a NI 43-101 compliant Mineral Resource Estimate for the Cavanacaw project and this process will begin in the fourth Quarter (see post quarter end press release November 22<sup>nd</sup> 2022). The results of this are expected in Q2 2023.

## Summary of Quarterly Results

Revenues and financial results in Canadian dollars for Q3 of 2022 and for the seven preceding quarters are summarized below.

Quarter Ended	Accounting Policies	Total Revenue	Net Income (Loss)	Net Income (Loss) per share & per share diluted
September 30, 2020	IFRS	\$ Nil	\$ (1,555,824)	\$ (0.02)
June 30, 2022	IFRS	\$ Nil	\$ (1,580,168)	\$ (0.02)
March 31, 2022	IFRS	\$ Nil	\$ (1,415,812)	\$ (0.02)
December 31, 2021	IFRS	\$ Nil	\$ (582,624)	\$ (0.01)
September 30, 2021	IFRS	\$ Nil	\$ (1,173,276)	\$ (0.02)
June 30, 2021	IFRS	\$ Nil	\$ (2,888,568)	\$ (0.05)
March 31, 2021	IFRS	\$ Nil	\$ (639,963)	\$ (0.01)
December 31, 2020	IFRS	\$ Nil	\$ (979,040)	\$ (0.02)

The results for the quarter ended September 30, 2022 are discussed under Review of Financial Results on pages 10-12 of the MD&A. The net loss for the quarter ended September 30, 2022 totaling \$ 1,555,824 consisted of sales revenues \$ Nil, cost and expenses of operations \$ 86,442, depreciation \$ 196,178, general administrative expenses \$ 1,179,927 and foreign exchange loss \$ 93,277.

The net loss for the quarter ended June 30, 2022 totaling \$ 1,580,168 consisted of sales revenues \$ Nil, cost and expenses of operations \$ 66,995, depreciation \$ 148,336, general administrative expenses \$ 1,412,941 and foreign exchange loss \$ 48,104.

The net loss for the quarter ended March 31, 2022 totaling \$ 1,415,812 consisted of sales revenues \$ Nil, cost and expenses of operations \$ 46,639, depreciation \$ 130,531, general administrative expenses \$ 1,171,170 and foreign exchange loss \$ 67,472.

The net loss for the quarter ended December 31, 2021 totaling \$ 582,624 consisted of sales revenues \$ Nil, cost and expenses of operations \$ 73,958, depreciation \$ 299,687, general administrative expenses \$ 194,539, foreign exchange loss \$ 14,405 and gain on the disposal of equipment \$ 35.

The net loss for the quarter ended September 30, 2021 totaling \$ 1,173,276 consisted of sales revenues \$ Nil, cost and expenses of operations \$ 74,462, depreciation \$ 89,151, general administrative expenses \$ 914,174, foreign exchange loss \$ 102,648 and gain on the disposal of equipment \$ 7,159.

For the quarter ended June 30, 2021, the loss totaling \$ 2,888,568 consisted of sales revenues \$ Nil, cost and expenses of operations \$ 61,333, depreciation \$ 87,088, general administrative expenses \$ 2,719,055 and foreign exchange loss \$ 21,092.

For the quarter ended March 31, 2021 the loss totaling \$ 639,963 consisted of sales revenues \$ Nil, cost and expenses of operations \$ 46,148, depreciation \$ 72,065, general administrative expenses \$ 505,097 and foreign exchange loss \$ 16,653.

For the quarter ended December 31, 2020 the loss totalling \$ 979,040 consisted of sales revenues \$ Nil, cost and expenses of operations \$ 127,000, depreciation \$ 101,865, general administrative expenses \$ 700,467, foreign exchange loss \$ 104,083 and impairment of exploration and evaluation assets.

## Liquidity and Financial Position

The Company, which is involved in mining and exploration activities, has had a limited source of operating revenue in the recent past, as a result of the suspension of mining activities. However, now that the blasting and production have re-started, the Company anticipates receiving additional revenues as the planned underground mine advances. Until the mine ramps up to the point where the funds generated from operating activities will cover normal operating expenses, the activities of the Company will continue to be financed through equity offerings and loans.

Galantas reported a working capital deficit of \$ 714,865 on September 30, 2022 which compared with a working capital deficit of \$ 1,095,882 on December 31, 2021. The Company had cash balances of \$ 3,567,196 on September 30, 2022 compared with cash balances of \$ 1,069,751 on December 31, 2021. Accounts receivable consisting mainly of trade debtors, reclaimable taxes and prepayments amounted to \$ 1,845,390 on September 30, 2022 compared to \$ 1,279,935 on December 31, 2021. The accounts receivable total also includes a prepayment of C\$1M to QME for mobilisation costs which is detailed further in Note 12 (b) to the Q3 Financial Statements. Inventories of ores on September 30, 2022, which will be processed during 2022, amounted to \$ 32,763 (subject to final assessment) compared with an inventory of \$ 108,788 on December 31, 2021.

Accounts payable and other liabilities amounted to \$ 3,672,456 on September 30, 2022 compared with \$ 3,013,999 on December 31, 2021. Amounts due to related parties on September 30, 2022 amounted to \$ 2,487,758 compared to \$ 124,317 at the end of December 2021.

## Off-Balance Sheet Arrangements

The Company does not have any off-balance sheet arrangements that have, or are reasonably likely to have, a current or future effect on its financial performance or financial condition, including without limitation, such considerations as liquidity, capital expenditures and capital resources that would be considered material to investors.

## Related Party Transactions

Related parties include the board of directors, their close family members, substantial shareholders, and enterprises that are controlled by these individuals as well as certain persons performing similar functions.

Related party transactions conducted in the normal course of operations are measured at the fair value (the amount established and agreed by the related parties) and approved by the Board of Directors in strict adherence to conflict of interest laws and regulations.

The Company entered the following transactions with related parties during the during the third quarter of 2022:

Director fees totalled \$ 35,000 for the three months ended September 30, 2022 (\$ 10,250 for the three months ended September 30, 2021). Stock-based compensation for these directors, the CFO and COO totalled \$ 124,916 for the quarter ended September 30, 2022 (\$ 267,570 for the quarter ended September 30, 2021).

Remuneration for the current President/CEO totalled \$ 101,427 for the quarter ended September 30, 2022 which included a deferred 2021 performance bonus. This compared to \$43,750 for the same period in 2021. Stock-based compensation for the current President/CEO was valued at \$ 79,336 for the quarter ended September 30, 2022 (\$ 140,368 for the quarter ended September 30, 2021).

Remuneration of the CFO totalled \$ 56,150 for the quarter ended September 30, 2022 which included a deferred 2021 performance bonus (\$ 21,147 for the quarter ended September 30, 2021). Stock based compensation for the CFO was valued at \$ 15,935 for the quarter ended September 30, 2022 (\$ 72,557 for the quarter ended September 30, 2021).

As at September 30, 2022 fees due to directors totalled \$ 35,000 (September 30, 2021 - \$ 83,750) and due to key management, primarily for salaries and benefits accrued at September 30, 2020 amounted to \$ 22,149 and are included under due to related parties (December 31, 2021 - \$ 21,400).

As at September 30, 2022, the issued shares of Galantas total 102,986,809. Ross Beaty owns 3,744,747 common shares of the Company or approximately 3.6% of the outstanding common shares. Premier Miton owns 4,848,243 common shares of the Company or approximately 4.7%. Melquart owns, directly and indirectly, 24,140,195 common shares of the Company or approximately 27.3% of the outstanding common shares of the Company. G&F Phelps owns 5,353,818 common shares of the Company or approximately 5.2%. Eric Sprott owns 10,166,667 common shares of the Company or approximately 9.9%. Mike Gentile owns 6,217,222 common shares of the Company or approximately 6.0%.

Excluding the Melquart Ltd, Premier Miton, Mr. Beaty, Mr. Phelps, Mr. Sprott and Mr. Gentile shareholdings discussed above, the remaining 43.3% of the shares are widely held, which includes various small holdings which are owned by directors of the Company. These holdings can change at anytime at the discretion of the of the owner.

## **Events After The Balance Sheet Date**

On October 31, 2022, Galantas Gold Corporation provided an update on the Company's private placement of units of the Company ("Units") as announced by way of news release on August 8, 2022, August 11, 2022 and August 30, 2022. The Company wishes to correct its disclosure to clarify that a portion of the closing of such private placement represented "Shares for Services" under TSX Venture Exchange Policy 4.3.

Pursuant to the private placement, on August 30, 2022, the Company sold an aggregate of (i) 12,604,452 Units at a price of C\$0.45 per Unit (the "Offering Price") on a "best efforts" brokered private placement basis (the "Brokered Offering") for gross proceeds of C\$5,672,003.40 and (ii) 506,667 Units at the Offering Price on a non-brokered private placement basis (together with the Brokered Offering, the "Offering") for gross proceeds of C\$228,000.15, for aggregate gross proceeds to the Company of approximately C\$5.9 million, including full exercise of the agents' option.

The balance of 2,222,222 Units were sold to QME Mining Services (NI) Limited, a wholly owned subsidiary of Quarry & Mining Equipment Limited, a third-party service provider on the same terms as the Brokered Offering. The aggregate subscription price for such Units, being \$999,999.90, was offset against certain fees payable to the third-party service provider by the Company pursuant to a service agreement between the third-party service provider and the Company dated August 30, 2022 (the "Shares for Services Arrangement"), for the underground development towards the Joshua Vein at the Omagh Gold Project. On September 15, 2022, the Company announced the engagement of QME for this work.

The securities issued under the Offering and the Shares for Services Arrangement are subject to a four-month hold period under applicable Canadian securities laws which will expire on December 31, 2022. The Offering and the Shares for Services Arrangement were subject to final acceptance of the TSX Venture Exchange which was received on November 18, 2022.

## Critical Accounting Estimates

The preparation of the consolidated financial statements in conformity with IFRS requires management to make estimates and assumptions that affect the reported amounts of assets and liabilities at the date of the consolidated financial statements and the reported amount of revenues and expenses during the reported period. Actual outcomes could differ from these estimates. These consolidated financial statements include estimates that, by their nature, are uncertain. The impacts of such estimates are pervasive throughout the consolidated financial statements and may require accounting adjustments based on future occurrences. Revisions to accounting estimates are applied prospectively. These estimates are based on historical experience, current and future economic conditions and other factors, including expectations of future events that are believed to be reasonable under the circumstances.

Significant assumptions about the future that management has made that could result in a material adjustment to the carrying amounts of assets and liabilities, in the event that actual results differ from assumptions made, relate to, but are not limited to, the following:

- the recoverability of accounts receivable that are included in the consolidated statements of financial position;
- the recoverability of property, plant and equipment incurred on the Omagh underground mine in the consolidated statements of financial position. The Omagh underground mine and the open pit mine are considered as one cash generating unit (“CGU”) and were tested for impairment on December 31, 2021. The calculations of the recoverable amount of CGU require the use of methods such as the discounted cash flow method, which uses assumptions to estimate future cash flows. No additional impairment was noted.
- the estimated life of the ore body based on the estimated recoverable ounces or pounds mined from proven and probable reserves of the mine development costs which impacts the consolidated statements of financial position and the related depreciation included in the consolidated statements of loss;
- the estimated useful lives and residual value of property, plant and equipment which are included in the consolidated statements of financial position and the related depreciation included in the consolidated statements of loss;
- stock-based compensation – management is required to make a number of estimates when determining the compensation expense resulting from share-based transactions, including volatility, which is an estimate based on historical price of the Company’s share, the forfeiture rate and expected life of the instruments;
- warrants – management is required to make a number of estimates when determining the fair value of the warrants, including volatility, the forfeiture rate and expected life of the instruments;
- Derivative financial liability – management is required to make a number of estimates when determining the fair value of the derivative financial liability, including volatility, the forfeiture rate and expected life of the instruments and
- Decommissioning liabilities has been created based on the estimated settlement amounts. Assumptions, based on the current economic environment, have been made which management believes are a reasonable basis upon which to estimate the future liability. These estimates take into account any material changes to the assumptions that occur when reviewed regularly by management. Estimates are reviewed quarterly and are based on current regulatory requirements. Significant changes in estimates of contamination, restoration standards and techniques will result

in changes to liability on a quarterly basis. Actual decommissioning costs will ultimately depend on actual future settlement amount for the decommissioning costs which will reflect the market condition at the time the decommissioning costs are actually incurred. The final cost of the currently recognized decommissioning provisions may be higher or lower than currently provided for.

## Critical Accounting Judgments

- Functional Currency– the functional currency for the parent entity and each of its subsidiaries, is the currency of the primary economic environment in which the entity operates. The parent entity has determined its functional currency is the Canadian dollar and each subsidiary to be the UK £ Sterling. Determination of functional currency may involve certain judgements to determine the primary economic environment and the parent entity reconsiders the functional currency of its entities if there is a change in events and conditions which determined primary economic environment.
- Exploration and evaluation assets – the determination of the demonstration of technical feasibility and commercial viability is subject to a significant degree of judgement and assessment of all relevant factors;
- Income taxes – measurement of income taxes payable and deferred income tax assets and liabilities requires management to make judgments in the interpretation and application of the relevant tax laws. The actual amount of income taxes only becomes final upon filing and acceptance of the tax return by the relevant authorities, which occurs subsequent to the issuance of the consolidated financial statements; and
- Going concern assumption – Going concern presentation of the consolidated financial statements which assumes that the Company will continue in operation for the foreseeable future and will be able to realize its assets and discharge its liabilities in the normal course of operations as they come due and
- Whether there are any indicators that the Company’s property, plant and equipment assets and exploration and evaluation assets are impaired. Where an indicator of impairment exists for its non-current assets, the Company performs an analysis to estimate the recoverable amount, which includes various key estimates and assumptions as discussed above.

## Accounting Policies including Initial Adoption

The Company applies International Financial Reporting Standards ("IFRS") as issued by the International Accounting Standards Board ("IASB") and interpretations issued by the International Financial Reporting Interpretations Committee ("IFRIC").

The accounting policies and methods of computation followed in the Galantas September 31, 2022 consolidated financial statements and are set out in Note 4 of these annual consolidated financial statements

## **New accounting standards adopted**

### IFRS 3, Business Combinations

Amendments to IFRS 3, issued in October 2018, provide clarification on the definition of a business. The amendments permit a simplified assessment to determine whether a transaction should be accounted for as a business combination or as an asset acquisition.

The amendments are effective for transactions for which the acquisition date is on or after the beginning of the first annual reporting period beginning on or after January 1, 2020. The adoption of the amendments had no impact on the Company's unaudited condensed interim consolidated financial statements.

### IAS 1, Presentation of Financial Statements

Amendments to IAS 1, issued in October 2018, provide clarification on the definition of material and how it should be applied. The amendments also align the definition of material across IFRS and other publications.

The amendments are effective for annual periods beginning on or after January 1, 2020 and are required to be applied prospectively. The adoption of the amendments had no impact on the Company's unaudited condensed interim consolidated financial statements.

### IAS 8, Accounting Policies, Changes in Accounting Estimates and Errors

Amendments to IAS 8, issued in October 2018, provide clarification on the definition of material and how it should be applied. The amendments also align the definition of material across IFRS and other publications.

The amendments are effective for annual periods beginning on or after January 1, 2020 and are required to be applied prospectively. The adoption of the amendments had no impact on the Company's unaudited condensed interim consolidated financial statements.

## **Financial and Property Risk Management**

### Property risk

The Company's significant project is the Omagh mine. Unless the Company acquires or develops additional significant projects, the Company will be solely dependent upon the Omagh mine. If no additional projects are acquired by the Company, any adverse development affecting the Omagh mine would have a material effect on the Company's consolidated financial condition and results of operations.

### Financial risk

The Company's activities expose it to a variety of financial risks: credit risk, liquidity risk and market risk (including interest rate risk, foreign currency risk and commodity and equity price risk). Risk management is carried out by the Company's management team with guidance from the Audit Committee under policies approved by the Board of Directors. The Board of Directors also provides regular guidance for overall risk management.

#### (i) Credit risk and sales concentration

Credit risk is the risk of loss associated with a counterparty's inability to fulfill its payment obligations. The Company's credit risk is primarily attributable to cash, accounts receivable and long-term deposit. Cash and long-term deposit are held with financial institutions and the United Kingdom Crown respectively, from which management believes the risk of loss to be minimal. All the revenues from sales are from one



customer and the accounts receivable consist mainly of a trade account receivable from one customer, value added tax receivable and sales tax receivable. The Company is exposed to concentration of credit and sales risk with one of its customers. Management believes that the credit risk is minimized due to the financial worthiness of this company. Valued added tax receivable is collectable from the Government of Northern Ireland. Sales tax receivable is collectable from government authorities in Canada.

(ii) Liquidity risk

Liquidity risk is the risk that the Company will not have sufficient cash resources to meet its financial obligations as they come due. The Company's liquidity and operating results may be adversely affected if the Company's access to the capital market is hindered, whether as a result of a downturn in stock market conditions generally or matters specific to the Company. The Company manages liquidity risk by monitoring maturities of financial commitments and maintaining adequate cash reserves and available borrowing facilities to meet these commitments as they come due. As of September 30, 2022, the Company had a working capital deficit of \$ 714,865 (December 31, 2021 working capital of deficit of \$ 1,095,882). All of the Company's financial liabilities have contractual maturities of less than 30 days other than certain related party loans.

(iii) Market risk

Market risk is the risk of loss that may arise from changes in market factors such as interest rates, foreign exchange rates and commodity price risk.

(a) Interest rate risk

Interest rate risk is the risk that the fair value or future cash flows of a financial instrument will fluctuate due to changes in market interest rates. The Company has cash balances, significant interest-bearing debt due to related parties and financing facility. The Company is exposed to interest rate risk on both certain related party loans and third-party loans which bear interest at variable rates.

(b) Foreign currency risk

Certain of the Company's assets, liabilities are designated in GBP and expenses are incurred in GBP which is the currency of Northern Ireland and the United Kingdom while the Company's primary revenues are received in the currency of United States and are therefore subject to gains and losses due to fluctuations in these currencies against the functional currency. The loan from third party is designated in US dollars.

(c) Commodity price risk

The Company is exposed to price risk with respect to commodity prices. Commodity price risk is defined as the potential adverse impact on earnings and economic value due to commodity price movements and volatilities. The Company closely monitors commodity prices, as it relates to gold to determine the appropriate course of action to be taken by the Company.

## **Sensitivity analysis**

Based on management's knowledge and experience of the financial markets, the Company believes the following movements are reasonably possible over a twelve-month period:

(i) Certain related party loans and a loan facility with a third party are subject to interest rate risk. As at September 30, 2022, if interest rates had decreased/increased by 1% with all other variables held constant, the net loss for the three months ended September 30, 2022 would have been approximately \$ 75,000 lower/higher respectively, as a result of lower/higher interest rates from certain related party loans and a loan facility with a third party. Similarly, as of September 30, 2022 decrease/increase in interest rates from certain related party loans and a loan facility with a third party.

(ii) The Company is exposed to foreign currency risk on fluctuations related to cash, accounts receivable, long-term deposit, accounts payable and other liabilities, financing liability, due to related parties and convertible debenture that are denominated in GBP and third party loans denominated in US Dollars. As at September 30, 2022, had the GBP weakened/strengthened by 5% against the CAD\$ with all other variables held constant the Company's consolidated comprehensive loss for the three months ended September 30, 2022 would have been approximately \$ 442,000 higher/lower as a result of foreign exchange losses/gains on translation of non-CAD denominated financial instruments. Similarly, as at September 30, 2022, shareholders' equity would have been approximately \$ 442,000 higher/lower had the GBP weakened/strengthened by 5% against the CAD\$ as a result of foreign exchange losses/gains on translation of non-CAD\$ denominated financial instruments.

(iii) Commodity price risk could adversely affect the Company. In particular, the Company's future profitability and viability of development depends upon the world market price of gold. Gold prices have fluctuated widely in recent years. There is no assurance that, even as commercial quantities of gold may be produced in the future, a profitable market will exist for them. A decline in the market price of gold may also require the Company to reduce production of its mineral resources, which could have a material and adverse effect on the Company's value. Management believes that the impact would be immaterial for the three months ended September 30, 2022.

## Capital Risk Management

The Company manages its capital with the following objectives:

- to ensure sufficient financial flexibility to achieve the ongoing business objectives including funding of future growth opportunities, and pursuit of accretive acquisitions; and
- to maximize shareholder return.

The Company monitors its capital structure and makes adjustments according to market conditions in an effort to meet its objectives given the current outlook of the business and industry in general. The Company may manage its capital structure by issuing new shares, repurchasing outstanding shares, adjusting capital spending, or disposing of assets. The capital structure is reviewed by management and the Board of Directors on an ongoing basis.

The Company considers its capital to be equity, which is comprised of share capital, reserves and accumulated deficit which on September 30, 2022 totalled \$ 24,324,633 (December 31, 2021 - \$ 19,388,708). The Company manages capital through its financial and operational forecasting processes. The Company reviews its working capital and forecasts its future cash flows based on operating expenditures, and other investing and financing activities. The forecast is updated based on its exploration activities. Selected information is provided to the Board of Directors of the Company. The Company's capital management objectives, policies and processes have remained unchanged during the Quarter ended September 30, 2022. The company is not subject to any capital requirements imposed by a lending institution or regulatory body.

## Disclosure of Internal Controls

Management has established processes to provide them sufficient knowledge to support representations that they have exercised reasonable diligence that (i) the unaudited condensed interim consolidated financial statements do not contain any untrue statement of material fact or omit to state a material fact required to be stated or that is necessary to make a statement not misleading in light of the circumstances under which it is made, as of the date of and for the periods presented by the consolidated financial statements, and (ii) the unaudited condensed interim consolidated financial statements fairly present in all material respects the financial condition, financial performance and cash flow of the Company, as of the date of and for the periods presented.

In contrast to the certificate required for non-venture issuers under National Instrument 52-109, Certification of Disclosure in Issuers' Annual and Interim Filings ("NI 52-109"), the Venture Issuer Basic Certificate does not include representations relating to the establishment and maintenance of disclosure controls and procedures ("DC&P") and internal control over financial reporting ("ICFR"), as defined in NI 52-109. In particular, the certifying officers filing this certificate do not make any representations relating to the establishment and maintenance of:

- (i) controls and other procedures designed to provide reasonable assurance that information required to be disclosed by the issuer in its annual filings, interim filings or other reports filed or submitted under securities legislation is recorded, processed, summarized and reported within the time periods specified in securities legislation; and
- (ii) a process to provide reasonable assurance regarding the reliability of financial reporting and the preparation of financial statements for external purposes in accordance with the issuer's generally accepted accounting principles (IFRS).

The issuer's certifying officers are responsible for ensuring that processes are in place to provide them with sufficient knowledge to support the representations they are making in the certificate. Investors should be aware that inherent limitations on the ability of certifying officers of a venture issuer to design and implement on a cost effective basis DC&P and ICFR as defined in NI 52-109 may result in additional risks to the quality, reliability, transparency and timeliness of interim and annual filings and other reports provided under securities legislation.

## Disclosure of Other MD&A Requirements

### Additional Disclosure for Venture Issuers without Significant Revenue or Exploration, Disclosure of Outstanding Share Data

General Administrative Expenses for the Quarter Ended September 30, 2022 and September 30, 2021 are detailed below:

Expense Account	Quarter Ended September 30, 2022	Quarter Ended September 30, 2021
Management & administrative wages	\$ 220,289	\$ 112,997
Other operating expenses	66,676	65,327
Accounting and corporate	33,705	48,891
Legal & audit	70,190	32,487
Stock-based compensation	236,623	404,064
Shareholder communication and investor relations	88,730	133,522

Transfer agent	17,394	3,084
Directors fees	35,000	19,500
General office	53,627	8,648
Accretion expenses	138,144	2,742
Loan interest and bank charges	219,549	82,912
	-----	-----
<b>Total</b>	<b>\$ 1,179,927</b>	<b>\$ 914,174</b>

General administrative expenses for the quarter ended September 30, 2022 totaled \$ 1,179,927 compared to \$ 914,174 for the quarter ended September 30, 2021.

Management and administrative wages include payroll costs of both Galantas corporate and at the Omagh mine, totaled \$ 220,289 for the quarter ended September 30, 2022 compared to \$ 112,997 for Q2 2021. The level of costs for the period compared to Q2 2021 is due to changes in the senior managerial team and a 2021 performance bonus for the CEO and CFO during this period. Other operating expenses, the majority of which are incurred in GBP and include amongst others professional fees, insurance costs, travel, and other costs, amounted to \$ 66,676 for the quarter ended September 30, 2022 compared to \$ 65,327 for the three months ended September 30, 2021. Accounting and corporate costs for the quarter ended September 30, 2022 amounted to \$ 33,705 compared to \$ 48,891 for the corresponding period in 2021. The decrease in costs results from a higher level in costs in the previous year due to the equity fundraise in 2021. Legal and audit costs totalled \$ 70,190 for the three months ended September 30, 2022 compared to \$ 32,487 for the corresponding period of 2021 as a result of increased legal costs associated with the Q3 share placement.

Stock-based compensation costs for the three months ended September 30, 2022 amounted to \$ 236,623 compared to \$ 404,064 for the same period of 2021. The stock based compensation costs resulted from a portion of the accounting valuation of the options which were issued during 2021 and 2022 being expensed. These options vest as to one third on the date granted and one third on each of the following two anniversaries.

Shareholder communication and investor relations costs amounted to \$ 128,899 for the three months ended September 30, 2022 compared to \$ 133,522 for the corresponding period of 2021. Shareholder communication and investor relations costs include shareholders information, investor relations, filing fees and listing fees. Transfer agent's fees for Q3 2022 were \$ 17,394 compared to \$ 3,084 for the same period in the previous year. Directors' fees totalled \$ 35,000 for the three months ended September 30, 2022 compared to \$ 19,500 for the corresponding period of 2021. The increase results from the increase in the general level of directors fees for the year since September 2021. General office expenses amounted to \$ 13,868 compared to \$ 8,648 for the same period of 2021.

Accretion expenses for the three months ended September 30, 2022 amounted to \$ 138,144 which compared to \$ 2,742 for the same period of 2021. Accretion expenses are charged in connection with the accretion of the fair value of the bonus warrants issued in connection with the Ocean Partners loans as set out in Note 10 of the September 30, 2022 consolidated financial statements. Accretion expense also includes accretion on the decommissioning liability as set out in Note 8 of the consolidated financial statements. Loan interest and bank charges for the quarter ended September 30, 2022 were mainly in connection with interest on the G&F Phelps and Ocean Partners loans, net of deposit interest and amounted to \$ 219,549 compared to \$ 82,912 for the three months ended September 30, 2021.

## **Disclosure of Outstanding Share Data**

The Company is authorized to issue in series an unlimited number of common and preference shares. On November 29, 2022 there were a total of 103,498,509 shares issued, 14,430,231 warrants with an expiry date of May 14, 2023, 780,000 warrants with an expiry date of December 31, 2023, 250,000 warrants with an expiry date of February 3, 2023, 125,000 warrants with an expiry date of July 25, 2023 and 6,152,500 stock options outstanding with expiry dates from February 2024 to May 2027.

## **Trends Affecting the Company's Business**

### Gold Price in US Dollars and GBP Sterling

The Gold concentrate from the Omagh Mine is sold in US Dollars. Most of the value is accrued from the gold content. The US Dollar gold price was at its highest in Q3 2020 after being on a generally upward trend since 2019 impacted by worldwide economic uncertainty relating to the Coronavirus Pandemic. August 2020 average prices were at a record high with average price at \$1,968.56. Prices in 2021 remained high with the average over the whole year at approx. \$1,800. Prices have been on a downward trend in 2022 with closing Q3 price of \$1,682.97, Q2 at \$1,833.83 and Q1 of \$1,947.83. Historically during times of high inflation, the gold price has increased, as it is viewed as a physical investment that can serve as a store of value. However, after the price increased in March 2022 amid fears over the consequences of Russia's invasion of Ukraine, other market dynamics have outweighed the global rise in inflation. Increasing opportunity costs of purchasing gold such as the substantial rise in interest rates together with the strongest US Dollar in over 20 years are the main offsetting factors. Given the magnitude of the increasing opportunity costs, gold has performed, and continues to perform well.

Galantas has a policy of being un-hedged in regard to gold production.

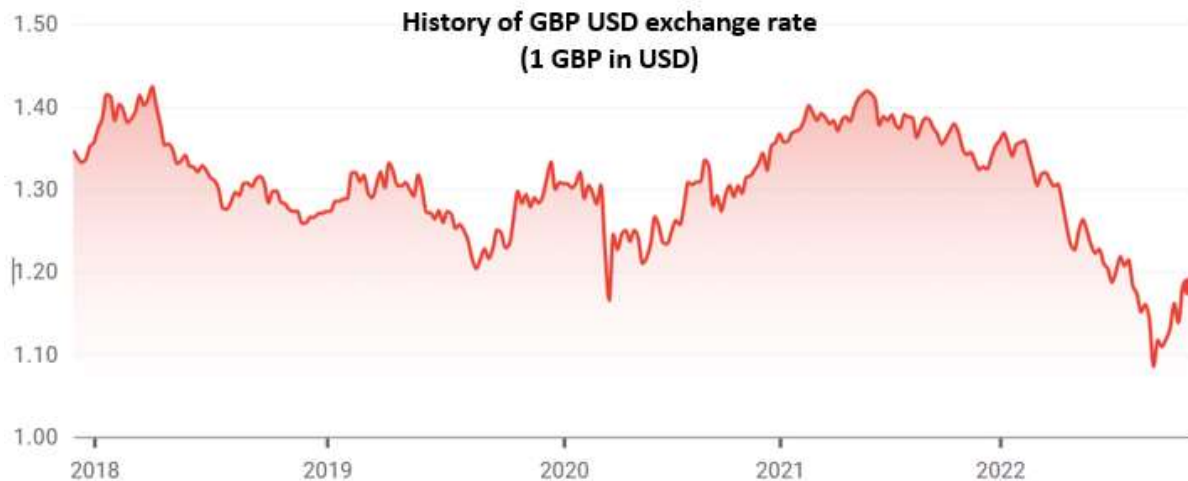
## 5 Year Gold London Fix PM Daily with 60 and 200-day moving averages



### The US Dollar/GBP Sterling Currency Exchange Rate

Sales revenue at the Omagh mine are designated in US dollars and are converted to GBP Sterling, as operating, exploration and capital costs are designated in GBP Sterling. Thus, a stronger US\$/weaker GBP Sterling is to the Company's financial benefit. A currency policy has been adopted of converting incoming payments into the currency required within a short period of receipt, thus avoiding the taking of a large currency position on either side of the market.

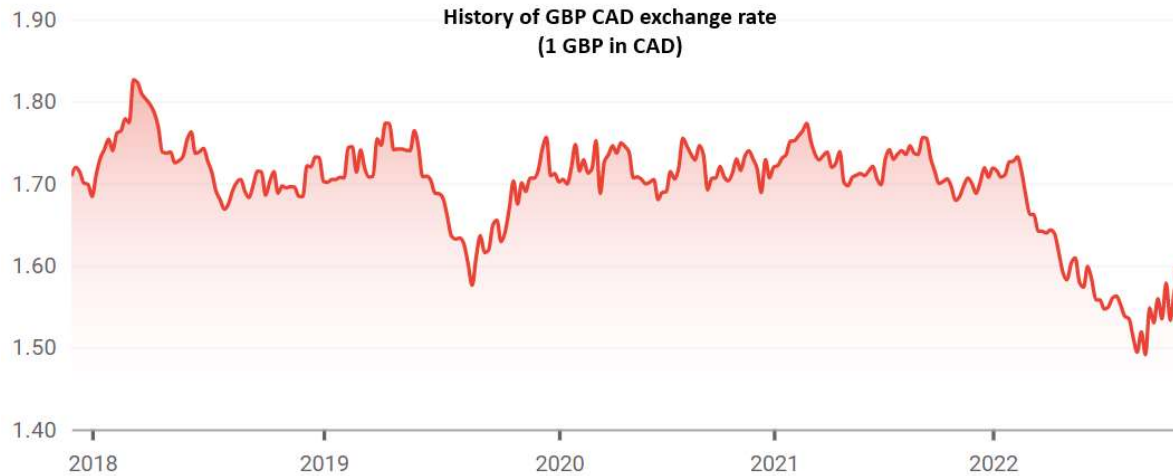
The GBP Sterling has been on a downward trend against the US Dollar since mid 2021. 2022 Q3 saw the GBP USD exchange rate fall to its lowest level since the 1980's. As at the end of Q3 2022 the exchange rate sat at 1.1169, with the lowest rate of 1.0849 reached on 23 September 2022. This decline was caused by a combination of excessive government spending, record high inflation and economic uncertainty. Inflation has risen significantly throughout 2022 due to residual supply chain issues from the coronavirus pandemic and the impact of the Russia-Ukraine conflict on energy and food markets. GBP Sterling has been hit particularly hard due to previous UK government policy announcements which proposed to cut taxes and borrow from international debt markets in an attempt to stimulate the UK economy. Bond markets reacted negatively to this news, causing a large sell off in sterling-denominated assets and downward pressure on market value of Sterling relative to major currencies. This policy was later retracted, and GBP Sterling has been slowly recovering since.



### The Canadian Dollar/GBP Sterling Currency Exchange Rate

The accounts of the company are expressed in Canadian Dollars. The majority of costs at the mine are incurred in GBP Sterling and are converted to Canadian Dollars at the average rate for the relevant accounting period. When costs are expressed in Canadian Dollar terms within the Company's financials, there is an increase in costs when there is a fall in value or weakening of the Canadian Dollar against GBP Sterling. A weakening/strengthening of the Canadian Dollar also increases/decreases the value of GBP Sterling based net assets, which are converted at period end rates, when expressed in Canadian Dollars.

Although on a generally strengthening trend against GBP Sterling over the past 3 years, considered to be Brexit related, the Canadian Dollar has not shown the same strength against GBP Sterling as the US Dollar, with retrenchment later in 2019 considered by some to be related to weakness in the world economy and relationships with oil prices together with a more positive Brexit prognosis during the fourth quarter of 2019. The currency pair traded between 1.6887 and 1.773 for 2020 and 2021 without too many major fluctuations. As with the US Dollar, there has been a downward trend in 2022 impacted by the same factors of economic uncertainty and high levels of inflation. Again, the lowest point was reached after the UK government policy announcement to cut taxes on September 25<sup>th</sup> with a rate of 1.4665. This has since recovered back to 1.5894 but remains considerably weaker than the starting year rate of 1.7185.



### The Financing Trends and Political Trends

Difficulties in the Western credit markets have impacted on all companies entering banking credit arrangements. The Canadian and UK equity markets for junior mining companies appear to have weakened since 2018 and have subsequently remained weak. Whilst the remaining malaise in this market sector has restricted financing opportunities, Galantas has been able to secure funding arrangements since 2021 based on early cash flow expectations. It is expected that the precious metals market is carving out a bottom from this substantial gains can be expected in the following 3 to 5 years.

In Northern Ireland, the widely acknowledged political agreement consolidated the positive financial effects of peace and stability in the province, but there continues a low level of activity by those not allied to the peace process. There has been an increase in political antipathy against gold mining companies, based upon opinions regarding the use of cyanide reagents. Galantas does not utilise cyanise reagents and has therefore not suffered the same level of opprobrium.

Significant Brexit related issues have not yet arisen but recruitment of skilled miners as a result of this continues to be a challenge. No tariff issues on the company's products have arisen.

### **Risks and Uncertainties**

Galantas operates in a sector – mineral production and exploration – which carries inherent risks only some of which are within management's ability to reduce or remove. The main sector risk is always metal price. An investment in the securities of the Company is highly speculative and involves numerous and significant risks. It should be undertaken only by investors whose financial resources are sufficient to enable them to assume such risks and who have no need for immediate liquidity in their investment.

There is additional general risk which applies to all sectors in relation to cost and inflation pressures which are projected to increase input costs. The Company is experiencing cost pressures in fuel and energy costs as well as input costs including labor and supplies. The long term impact of these macroeconomic cost pressures are difficult to accurately assess at the moment and result from supply chain issues arising from the COVID pandemic and energy cost increases resulting from the war in Ukraine.

Prospective investors should carefully consider the risk factors that have affected, and which in the future are reasonably expected to affect, the Company and its financial position.



## **Qualified Person Statement**

The financial components of this disclosure have been reviewed by Alan Buckley (Chief Financial Officer), the exploration and geological components by Sarah Coulter and the production and permitting components by Brendan Morris, all Qualified Persons under the meaning of NI. 43-101 and AIM rules. The information in this disclosure is based upon local production and financial data prepared under their supervision. The statement of mineral resource estimates is based upon a Technical report announced 28<sup>th</sup> July 2014.